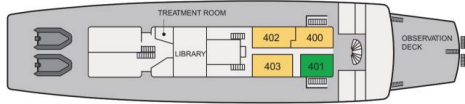
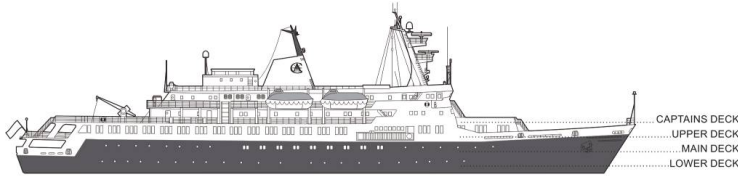
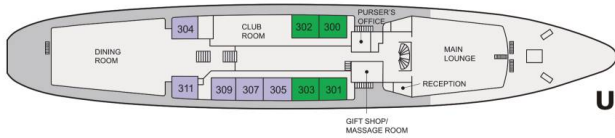


# DECK PLAN

## M/V Clipper Adventurer



Captain's Deck



Upper Deck



Main Deck

# M/V CLIPPER ADVENTURER

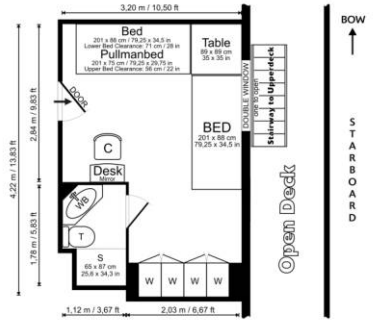
CABIN PLANS  
ALL CABINS  
Version 10/07/2009



**QUARK**  
EXPEDITIONS

### M/V Clipper Adventurer DELUXE CABIN LAYOUT

Cabin:  
**401**  
Captains Deck

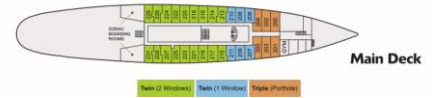


Signs & Symbols			
W	Wardrobe (Hanger, Shelf)	C	Chair
BT	Bedside Table	S	Shower
WB	Wash Basin	T	Toilet (Vacuum System)

Cabin:		Bathroom:	
Air Ventilation / Air Condition			
1 Double Window (one to be opened)			
1 View obstructed by Ladderway to Upper Deck			
Floor: Carpet			
Electrical Outlets: 220 Volt / 50 Hz / European			
Desk			
Frocks			
4 Wardrobes (with storage drawers)			
2 Lower Beds with Lights			
1 Pullman Bed available			
Mirror with light suitcase storage underneath the beds			
Shower:		Toilet:	
Shower Basin		Toilet (Vacuum System)	
Mirror		Toilet	
Vanity Shelves (2)		Toilet	
Toilet (Vacuum System)		Toilet	
<b>Sizes:</b>			
Total:	14.64 m <sup>2</sup> / 159.31 sq ft		
Cabin:	12.85 m <sup>2</sup> / 139.25 sq ft		
Bathroom:	1.83 m <sup>2</sup> / 19.71 sq ft		
Height of Cabin:	2.0 m / 6.56 ft		

PLEASE NOTE: This drawing is not to scale and is intended as a general indication of the cabin layout. There may be some variation subject to deck and location. Measurements from Wall to Wall. Layout is subject to change by the owner.

### M/V Clipper Adventurer TRIPLE (Porthole) Main Deck CABIN LAYOUT

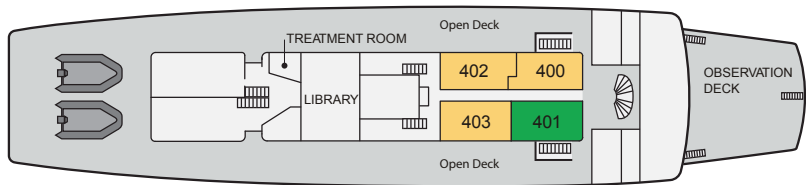
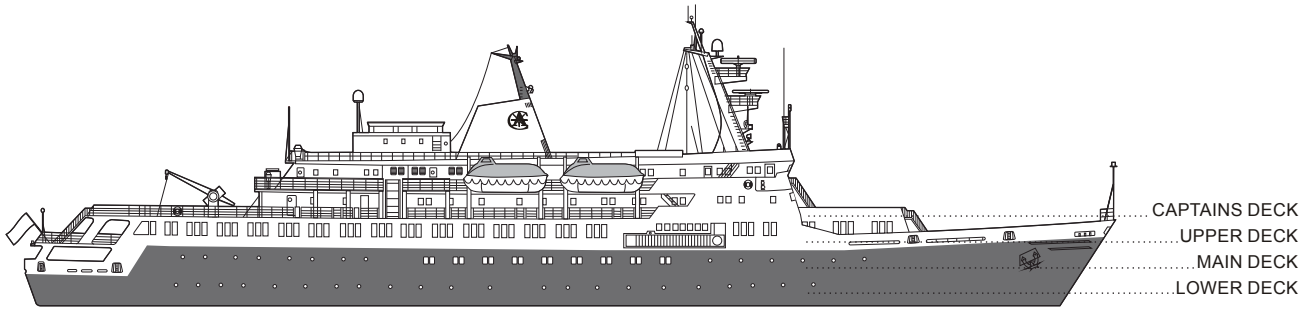


Main Deck

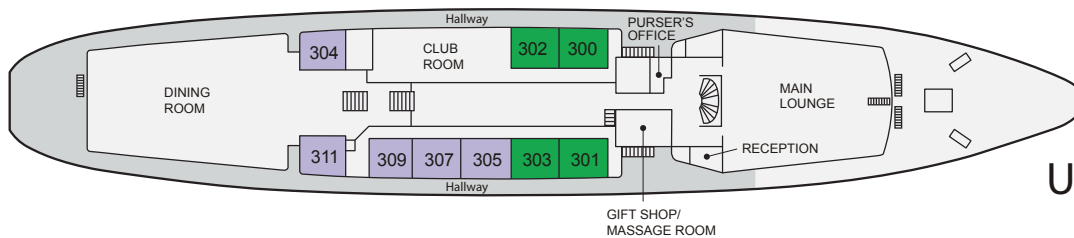


# DECK PLAN

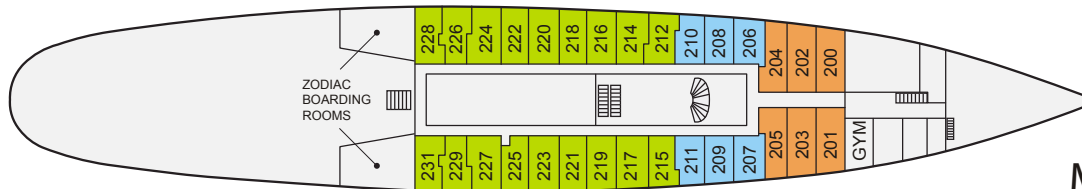
## M/V Clipper Adventurer



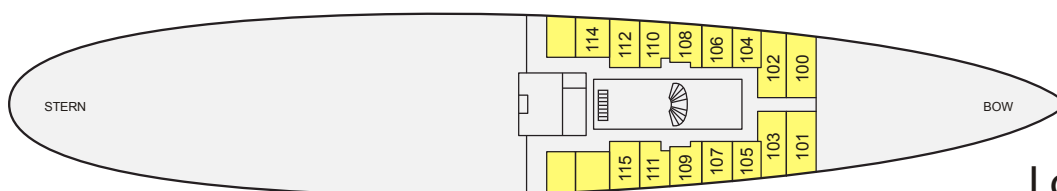
Captain's Deck



Upper Deck



Main Deck

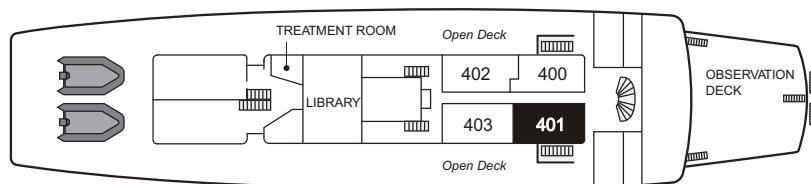
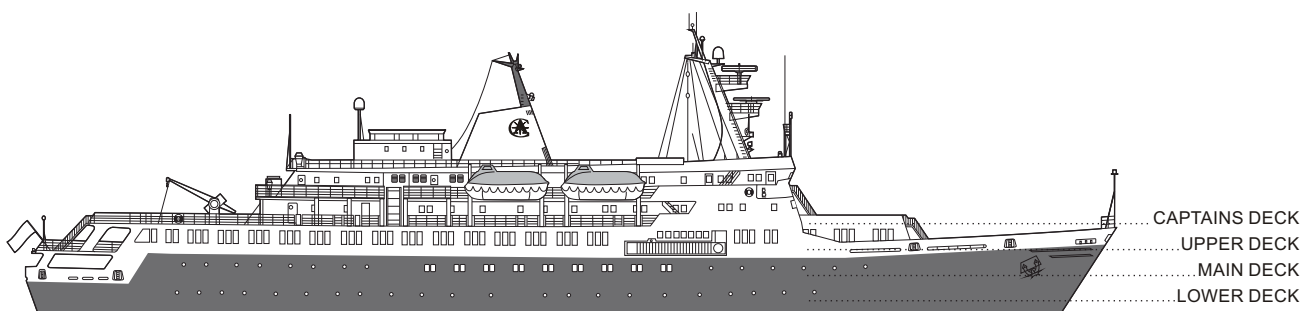


Lower Deck

M/V Clipper Adventurer

# DELUXE Captains Deck

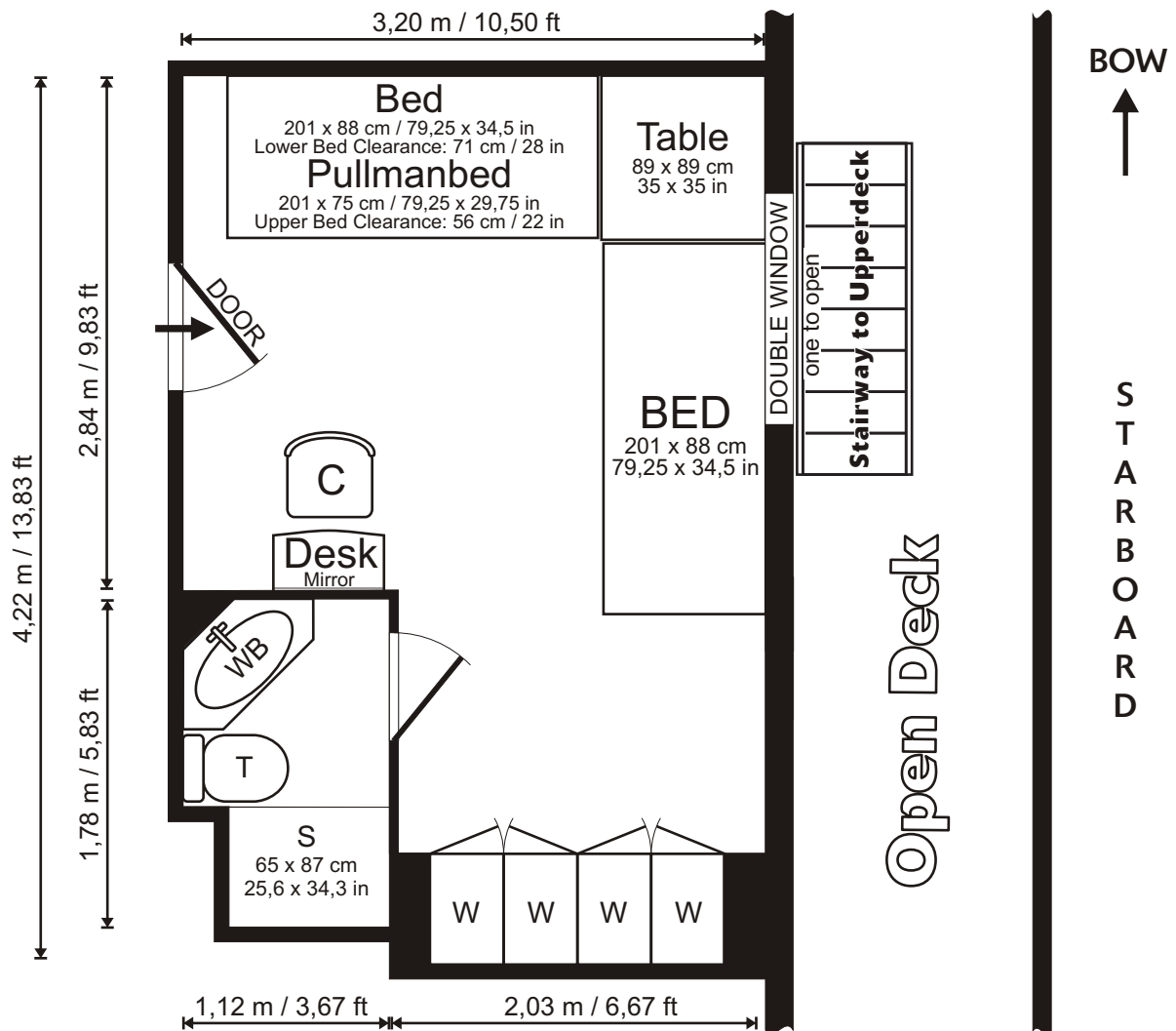
CABIN LAYOUT



**Captain's Deck**

M/V Clipper Adventurer  
**DELUXE**  
 CABIN LAYOUT

Cabin:  
**401**  
 Captains Deck



**Signs & Symbols**

W ..... Wardrobe (Hangers, Shelves)	C ..... Chair	WB ..... Wash Basin	T ..... Toilet (Vacuum System)
BT ..... Bedside Table	S ..... Shower		

**Cabin:**

Air Ventilation / Air Condition  
 1 Double Window (one to be opened) (1,3 x 0,9m / 50 x 35in)  
 - View obstructed by Ladderway to Upper Deck  
 Floor: Carpet  
 Electrical Outlets: 220 Volt / 50 Hz (European)  
 Desk  
 Hooks  
 4 Wardrobes (with storage drawers)  
 2 Lower Beds with Lights  
 1 Pullman Bed available  
 Mirror with light Suitcase storage underneath the beds

**Bathroom:**

Shower  
 Washbasin  
 Hooks  
 Mirror  
 Vanity Shelves (2)  
 Toilet (Vacuum System)

**Sizes:**

Total:	14,64 m <sup>2</sup> /	157,56 ft <sup>2</sup>
Cabin:	12,81 m <sup>2</sup> /	137,85 ft <sup>2</sup>
Bathroom:	1,83 m <sup>2</sup> /	19,71 ft <sup>2</sup>
Height of Cabin:	2,0 m /	6,56 ft

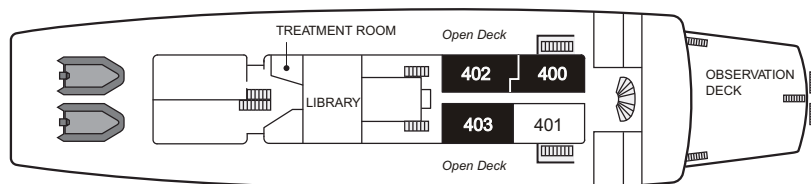
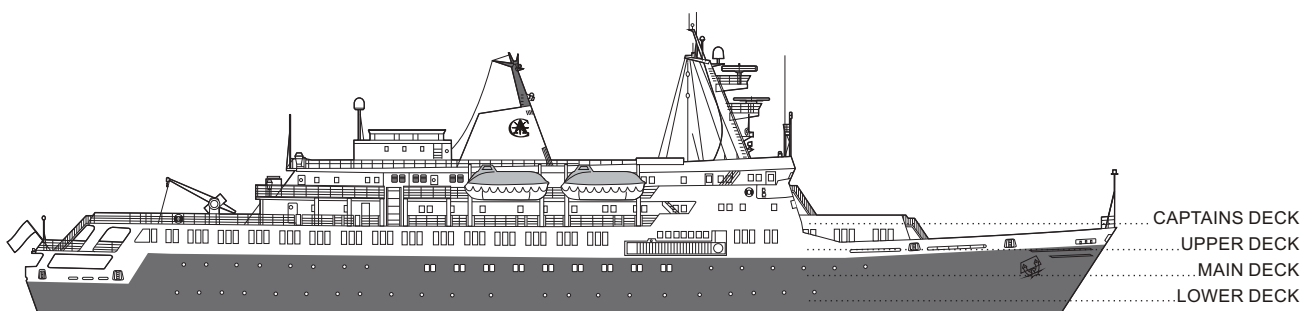
**PLEASE NOTE:** This drawing is not to scale and is intended as a general indication of the cabin layout. There may be some variation subject to deck and location. Measurements from Wall to Wall. Layout is subject to change by the owner.

M/V Clipper Adventurer

# SUITE

## Captains Deck

CABIN LAYOUT



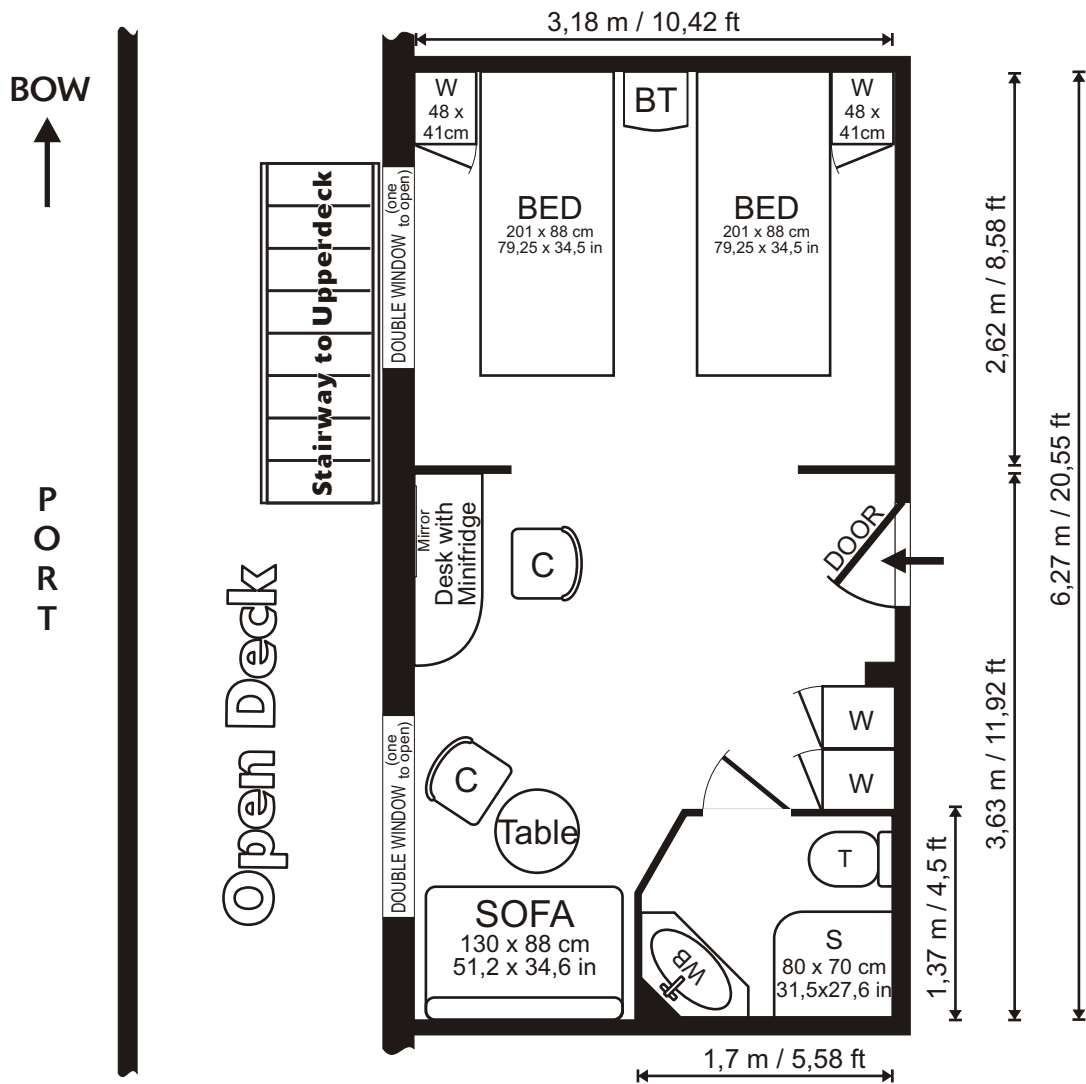
**Captain's Deck**

# M/V Clipper Adventurer

## SUITE

### CABIN LAYOUT

Cabin:  
**400**  
Captains Deck



### Signs & Symbols

W ..... Wardrobe (Hangers, Shelves)	C ..... Chair	WB ..... Wash Basin	T ..... Toilet (Vacuum System)
BT ..... Bedside Table	S ..... Shower		

### Cabin:

Air Ventilation / Air Condition  
 1 Double Window (one to be opened) (1,3 x 0,9 m / 50 x 35in)  
 - View obstructed by Ladderway to Upper Deck  
 1 Double Window (one to be opened)  
 - View on Open Deck  
 Floor: Carpet  
 Electrical Outlets: 220 Volt / 50 Hz (European)  
 Desk  
 Hooks  
 4 Wardrobes (with storage drawers)  
 2 Lower Beds with Lights  
 Sofa (to open for triple berth)  
 Mirror with light Suitcase storage underneath the beds

### Bathroom:

Shower  
 Washbasin  
 Hooks  
 Mirror  
 Vanity Shelves (2)  
 Toilet (Vacuum System)

### Sizes:

Total:	19,94 m <sup>2</sup> / 214,62 ft <sup>2</sup>
Cabin:	17,73 m <sup>2</sup> / 190,83 ft <sup>2</sup>
Bathroom:	2,21 m <sup>2</sup> / 23,79 ft <sup>2</sup>
Height of Cabin:	2,0 m / 6,56 ft

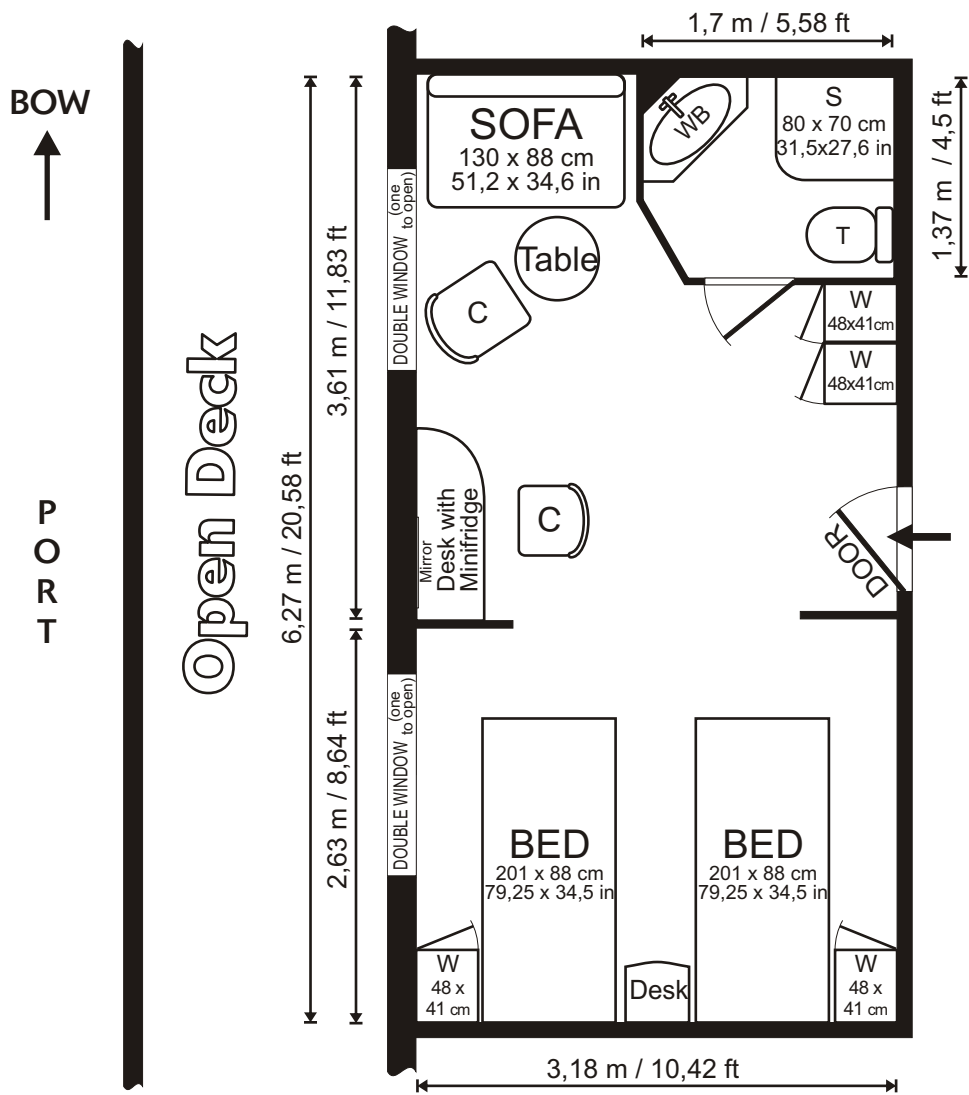
**PLEASE NOTE:** This drawing is not to scale and is intended as a general indication of the cabin layout. There may be some variation subject to deck and location. Measurements from Wall to Wall. Layout is subject to change by the owner.

# M/V Clipper Adventurer

# SUITE

## CABIN LAYOUT

Cabin:  
**402**  
Captains Deck



### Signs & Symbols

W ..... Wardrobe (Hangers, Shelves)	C ..... Chair	WB ..... Wash Basin	T ..... Toilet (Vacuum System)
BT ..... Bedside Table	S ..... Shower		

### Cabin:

- Air Ventilation / Air Condition
- 2 Double Windows
  - (one each to be opened) (1,3 x 0,9 m / 50 x 35 in)
  - View from Stern Windows partially obstructed by small amount of Lifeboat equipment and railing
- Floor: Carpet
- Electrical Outlets: 220 Volt / 50 Hz (European)
- Desk
- Hooks
- 4 Wardrobes (with storage drawers)
- 2 Lower Beds with Lights
- Sofa (to open for triple berth)
- Mirror with light Suitcase storage underneath the beds

### Bathroom:

- Shower
- Washbasin
- Hooks
- Mirror
- Vanity Shelves (2)
- Toilet (Vacuum System)

### Sizes:

Total:	19,94 m <sup>2</sup> / 214,62 ft <sup>2</sup>
Cabin:	17,73 m <sup>2</sup> / 190,83 ft <sup>2</sup>
Bathroom:	2,21 m <sup>2</sup> / 23,79 ft <sup>2</sup>
Height of Cabin:	2,0 m / 6,56 ft

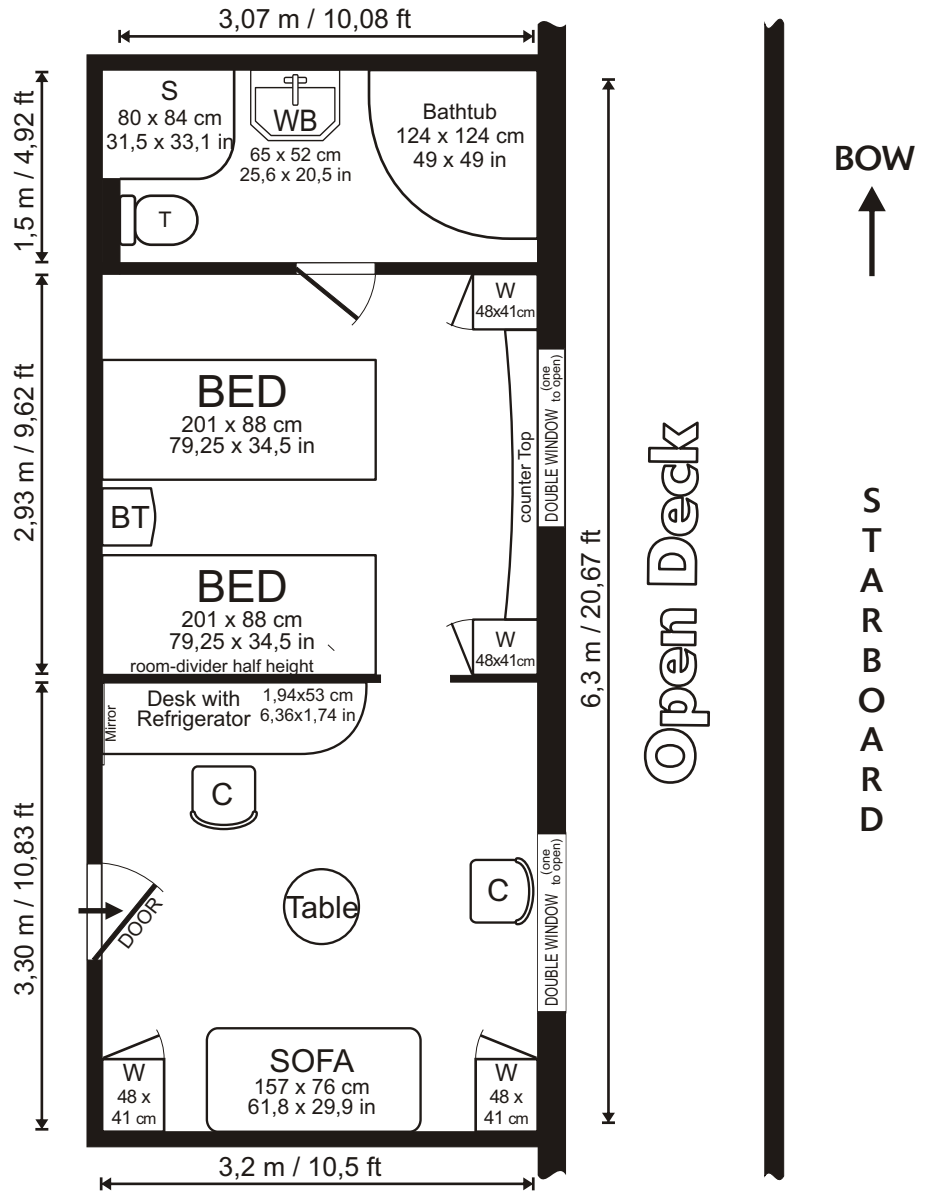
**PLEASE NOTE:** This drawing is not to scale and is intended as a general indication of the cabin layout. There may be some variation subject to deck and location. Measurements from Wall to Wall. Layout is subject to change by the owner.

# M/V Clipper Adventurer

## SUITE

### CABIN LAYOUT

Cabin:  
**403**  
Captains Deck



### Signs & Symbols

W ..... Wardrobe (Hangers, Shelves)	C ..... Chair	WB ..... Wash Basin	T ..... Toilet (Vacuum System)
BT ..... Bedside Table	S ..... Shower		

### Cabin:

Air Ventilation / Air Condition  
 2 Double Windows  
 - (one each to be opened) (1,3 x 0,9 m / 50 x 35 in)  
 - View from Stern Windows partially obstructed by small amount of Lifeboat equipment and railing  
 Floor: Carpet  
 Electrical Outlets: 220 Volt / 50 Hz (European)  
 Desk  
 Hooks  
 Telephone  
 4 Wardrobes (with storage drawers)  
 2 Lower Beds with Lights  
 Sofa (to open for triple berth)

Mirror with light Suitcase storage underneath the beds

### Bathroom:

Shower  
 Washbasin  
 Hooks  
 Mirror  
 Vanity Shelves (2)  
 Toilet (Vacuum System)

### Sizes:

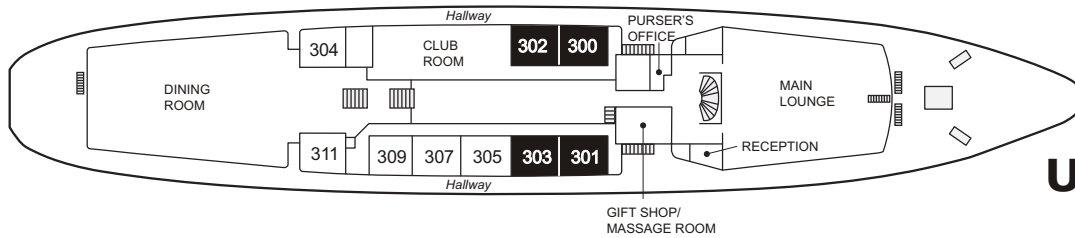

Total:	24,82 m <sup>2</sup> / 267,20 ft <sup>2</sup>
Cabin:	20,14 m <sup>2</sup> / 216,79 ft <sup>2</sup>
Bathroom:	4,68 m <sup>2</sup> / 50,41 ft <sup>2</sup>
Height of Cabin:	2,0 m / 6,56 ft

**PLEASE NOTE:** This drawing is not to scale and is intended as a general indication of the cabin layout. There may be some variation subject to deck and location. Measurements from Wall to Wall. Layout is subject to change by the owner.

M/V Clipper Adventurer

# DELUXE Upper Deck

CABIN LAYOUT



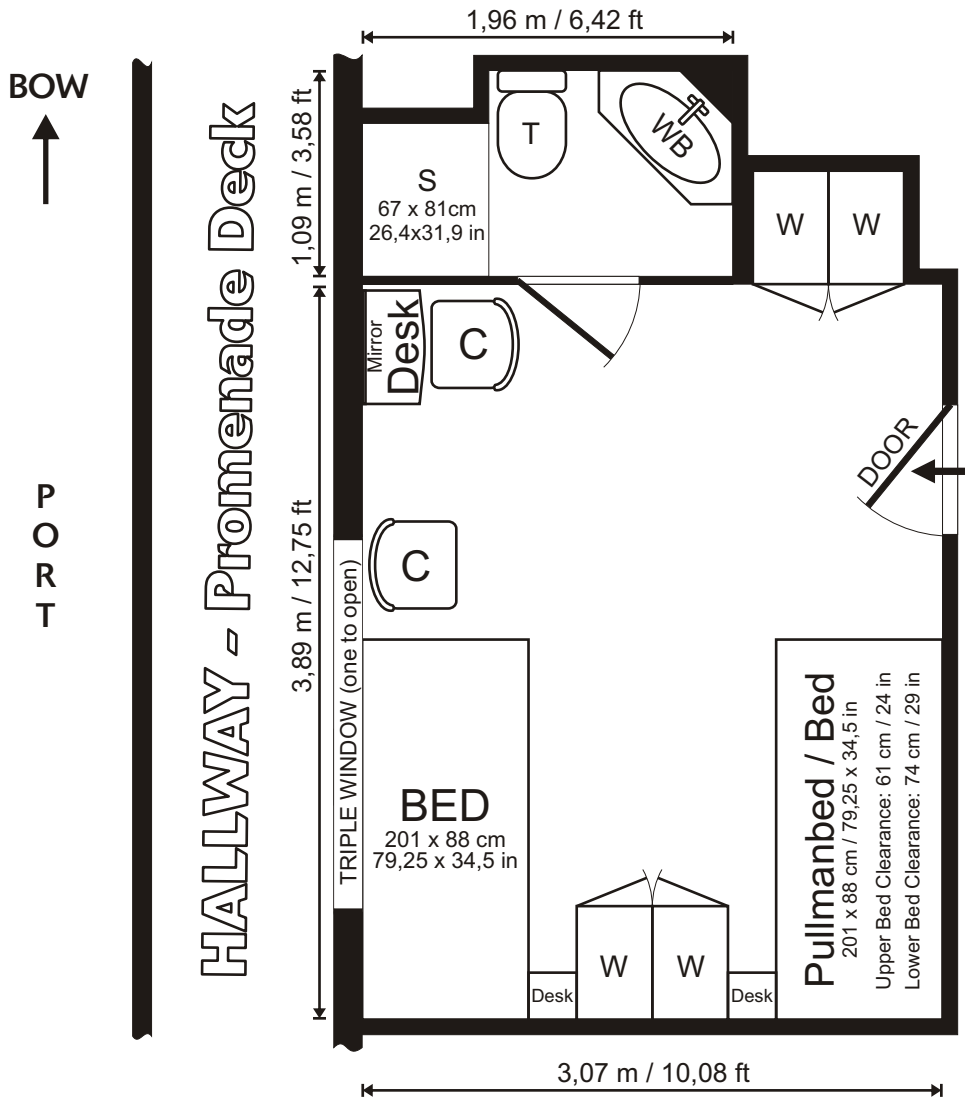
**Upper Deck**

# M/V Clipper Adventurer

## DELUXE

### CABIN LAYOUT

Cabin:  
**300**  
 Upper Deck



### Signs & Symbols

W ..... Wardrobe (Hangers, Shelves)	C ..... Chair	WB ..... Wash Basin	T ..... Toilet (Vacuum System)
BT ..... Bedside Table	S ..... Shower		

### Cabin:

Air Ventilation / Air Condition  
 3 Windows (one to be opened) (2 x 0,9 m / 80 x 35 in)  
 - View from one window obstructed by bulkhead  
 Floor: Carpet  
 Electrical Outlets: 220 Volt / 50 Hz (European)  
 Desk  
 Hooks  
 4 Wardrobes (with storage drawers)  
 2 Lower Beds with Lights  
 Mirror with light Suitcase storage underneath the beds

### Bathroom:

Shower  
 Washbasin  
 Hooks  
 Mirror  
 Vanity Shelves (2)  
 Toilet (Vacuum System)

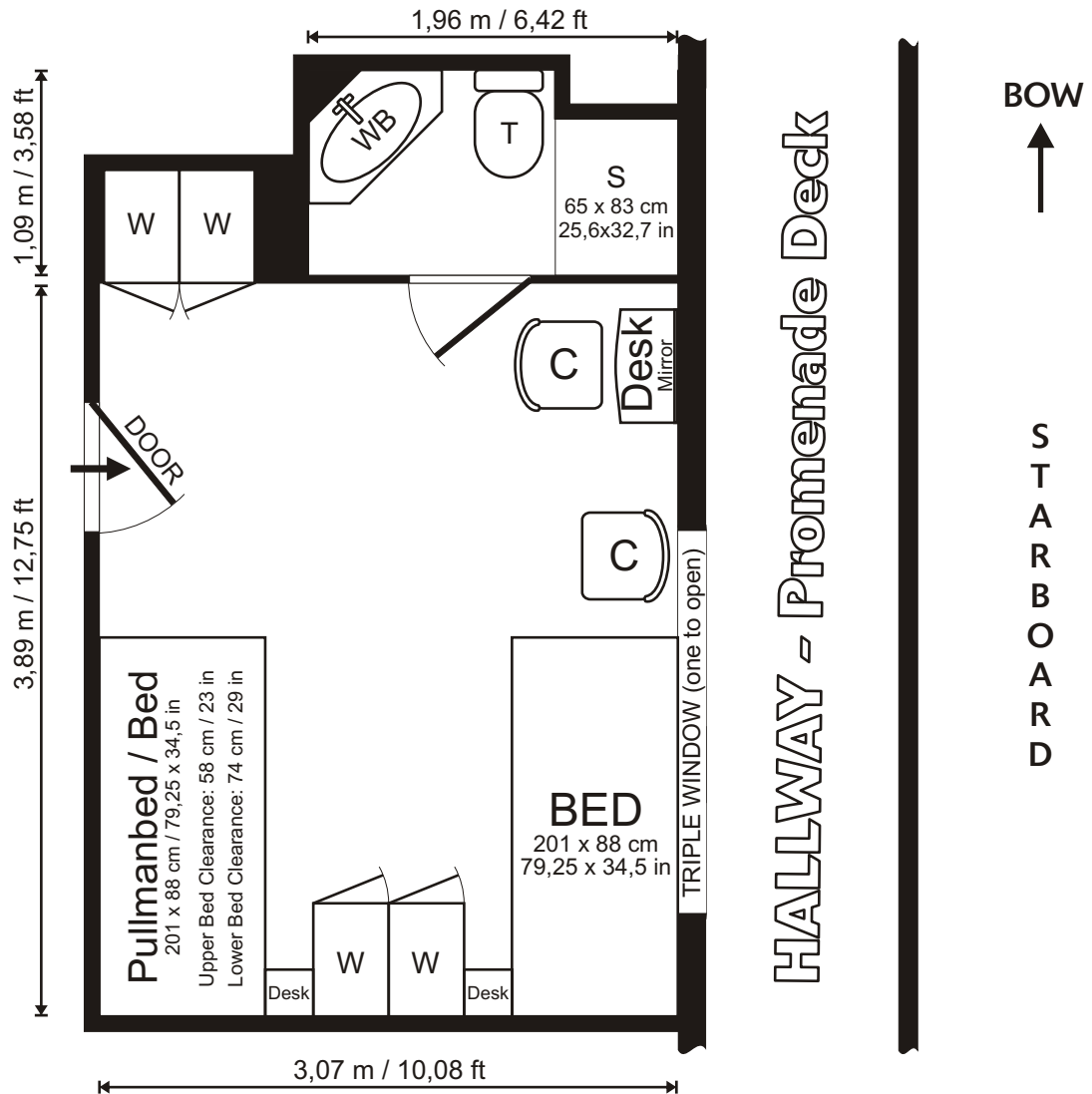
### Sizes:

Total:	14,37 m <sup>2</sup> / 154,69 ft <sup>2</sup>
Cabin:	12,42 m <sup>2</sup> / 133,71 ft <sup>2</sup>
Bathroom:	1,95 m <sup>2</sup> / 20,98 ft <sup>2</sup>
Height of Cabin:	2,1 m / 6,89 ft

**PLEASE NOTE:** This drawing is not to scale and is intended as a general indication of the cabin layout. There may be some variation subject to deck and location. Measurements from Wall to Wall. Layout is subject to change by the owner.

M/V Clipper Adventurer  
**DELUXE**  
 CABIN LAYOUT

Cabin:  
**301**  
 Upper Deck



**Signs & Symbols**

W ..... Wardrobe (Hangers, Shelves)	C ..... Chair	WB ..... Wash Basin	T ..... Toilet (Vacuum System)
BT ..... Bedside Table	S ..... Shower		

**Cabin:**

Air Ventilation / Air Condition  
 3 Windows (one to be opened) (2 x 0,9 m / 80 x 35 in)  
 - View from two windows obstructed by bulkhead  
 Floor: Carpet  
 Electrical Outlets: 220 Volt / 50 Hz (European)  
 Desk  
 Hooks  
 4 Wardrobes (with storage drawers)  
 2 Lower Beds with Lights  
 1 Pullman Bed available  
 Mirror with light Suitcase storage underneath the beds

**Bathroom:**

Shower  
 Washbasin  
 Hooks  
 Mirror  
 Vanity Shelves (2)  
 Toilet (Vacuum System)

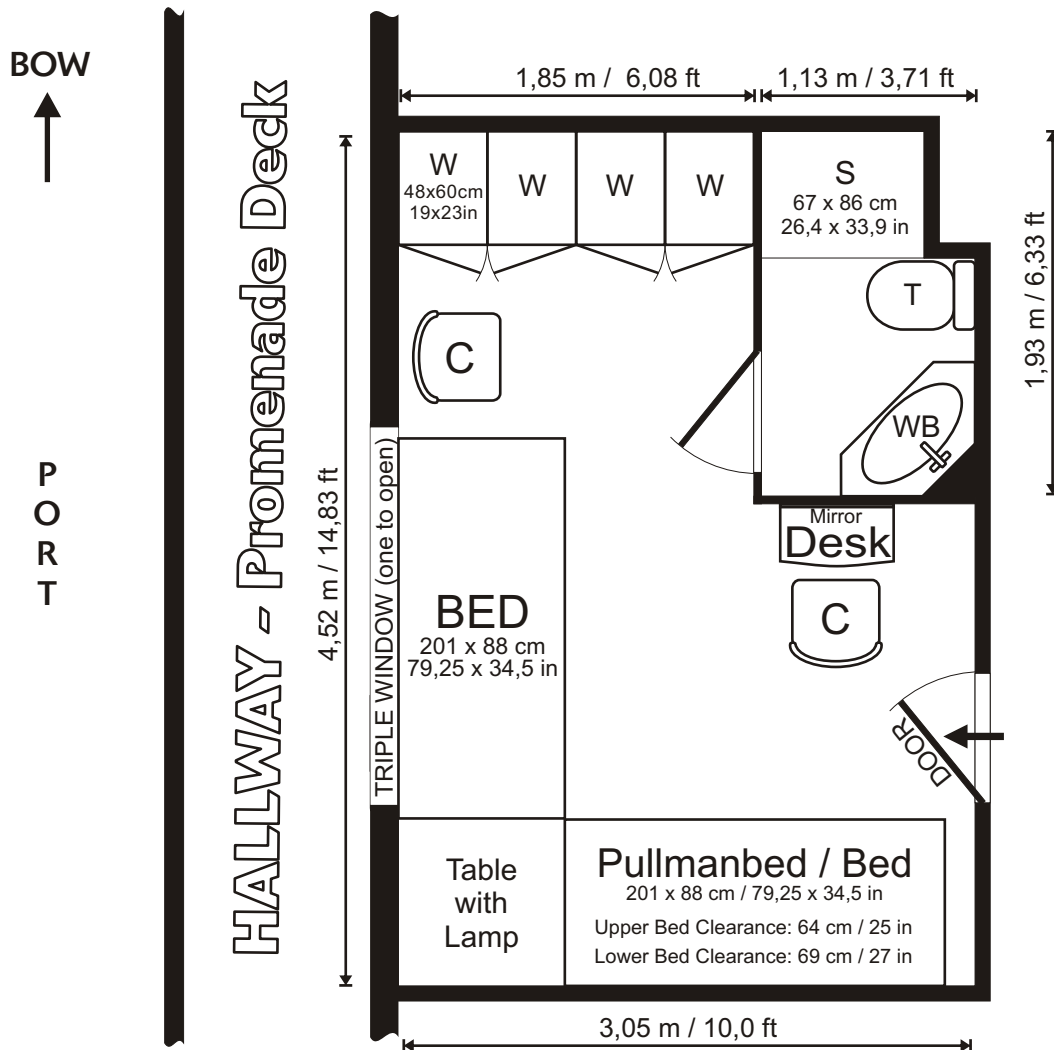
**Sizes:**

Total:	14,37 m <sup>2</sup> / 154,69 ft <sup>2</sup>
Cabin:	12,42 m <sup>2</sup> / 133,71 ft <sup>2</sup>
Bathroom:	1,95 m <sup>2</sup> / 20,98 ft <sup>2</sup>
Height of Cabin:	2,1 m / 6,89 ft

**PLEASE NOTE:** This drawing is not to scale and is intended as a general indication of the cabin layout. There may be some variation subject to deck and location. Measurements from Wall to Wall. Layout is subject to change by the owner.

M/V Clipper Adventurer  
**DELUXE**  
 CABIN LAYOUT

Cabin:  
**302**  
 Upper Deck



**Signs & Symbols**

W ..... Wardrobe (Hangers, Shelves)	C ..... Chair	WB ..... Wash Basin	T ..... Toilet (Vacuum System)
BT ..... Bedside Table	S ..... Shower		

**Cabin:**

Air Ventilation / Air Condition  
 3 Windows (one to be opened) (2 x 0,9 m / 80 x 35 in)  
 - View from one window obstructed by bulkhead  
 Floor: Carpet  
 Electrical Outlets: 220 Volt / 50 Hz (European)  
 Desk  
 Hooks  
 4 Wardrobes (with storage drawers)  
 2 Lower Beds with Lights  
 1 Pullman Bed available  
 Mirror with light Suitcase storage underneath the beds

**Bathroom:**

Shower  
 Washbasin  
 Hooks  
 Mirror  
 Vanity Shelves (2)  
 Toilet (Vacuum System)

**Sizes:**

Total:	13,61 m <sup>2</sup> / 146,44 ft <sup>2</sup>
Cabin:	11,61 m <sup>2</sup> / 124,92 ft <sup>2</sup>
Bathroom:	2,00 m <sup>2</sup> / 21,53 ft <sup>2</sup>
Height of Cabin:	2,1 m / 6,89 ft

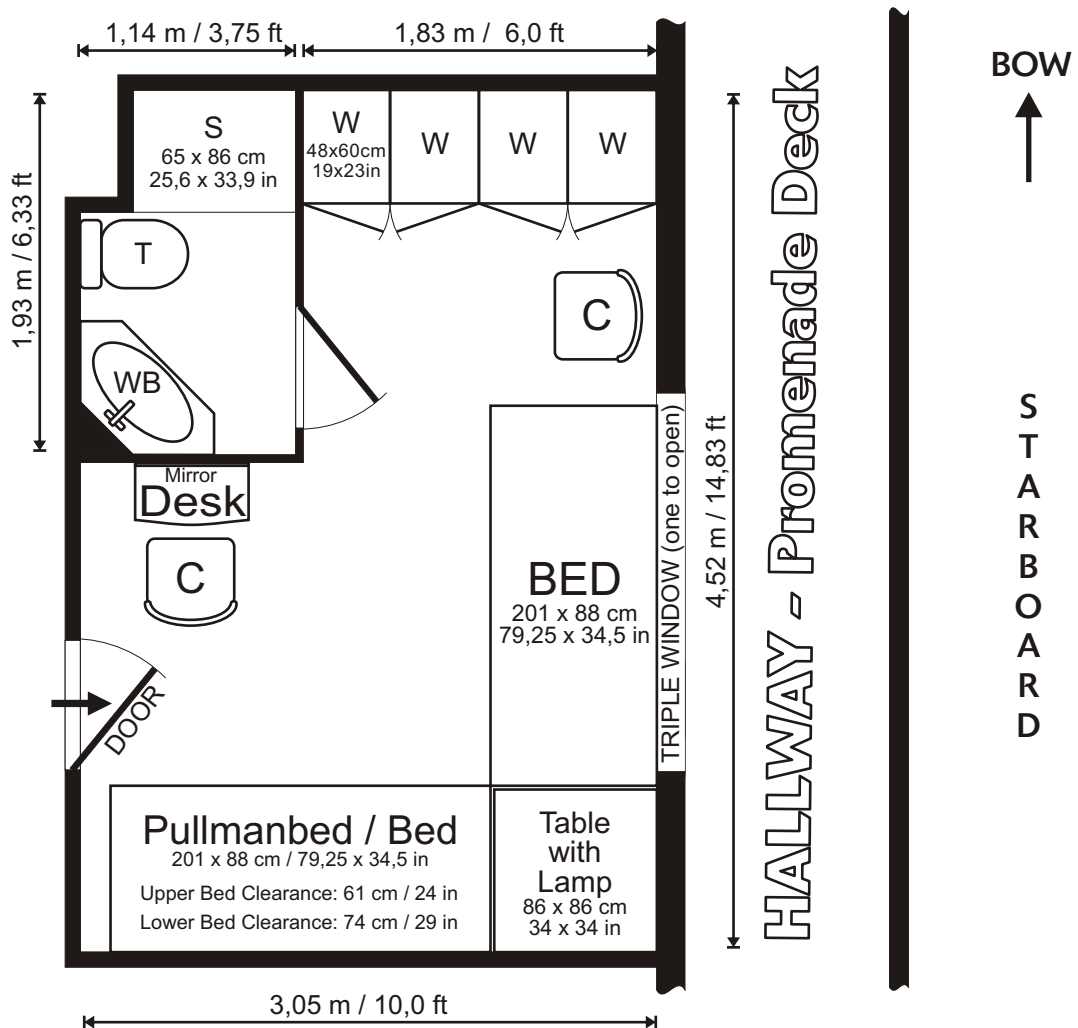
**PLEASE NOTE:** This drawing is not to scale and is intended as a general indication of the cabin layout. There may be some variation subject to deck and location. Measurements from Wall to Wall. Layout is subject to change by the owner.

# M/V Clipper Adventurer

## DELUXE

### CABIN LAYOUT

Cabin:  
**303**  
Upper Deck



### Signs & Symbols

W ..... Wardrobe (Hangers, Shelves)	C ..... Chair	WB ..... Wash Basin	T ..... Toilet (Vacuum System)
BT ..... Bedside Table	S ..... Shower		

### Cabin:

Air Ventilation / Air Condition  
 3 Windows (one to be opened) (2 x 0,9 m / 80 x 35 in)  
 - View from one window obstructed by bulkhead  
 Floor: Carpet  
 Electrical Outlets: 220 Volt / 50 Hz (European)  
 Desk  
 Hooks  
 4 Wardrobes (with storage drawers)  
 2 Lower Beds with Lights  
 1 Pullman Bed available  
 Mirror with light Suitcase storage underneath the beds

### Bathroom:

Shower  
 Washbasin  
 Hooks  
 Mirror  
 Vanity Shelves (2)  
 Toilet (Vacuum System)

### Sizes:

Total:	13,60 m <sup>2</sup> /	146,43ft <sup>2</sup>
Cabin:	11,59 m <sup>2</sup> /	124,71 ft <sup>2</sup>
Bathroom:	2,02 m <sup>2</sup> /	21,72 ft <sup>2</sup>
Height of Cabin:	2,1 m /	6,89 ft

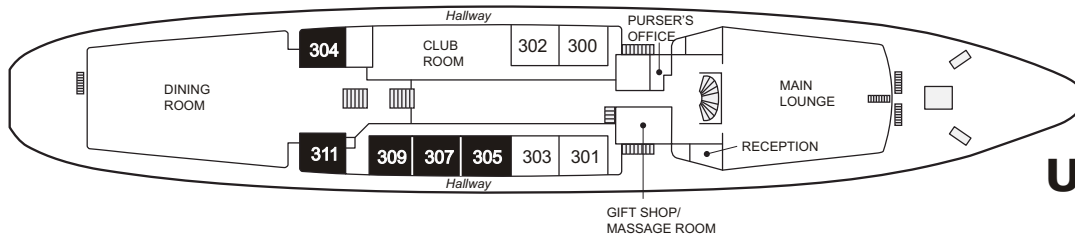

**PLEASE NOTE:** This drawing is not to scale and is intended as a general indication of the cabin layout. There may be some variation subject to deck and location. Measurements from Wall to Wall. Layout is subject to change by the owner.

# M/V Clipper Adventurer

# SUPERIOR

# Upper Deck

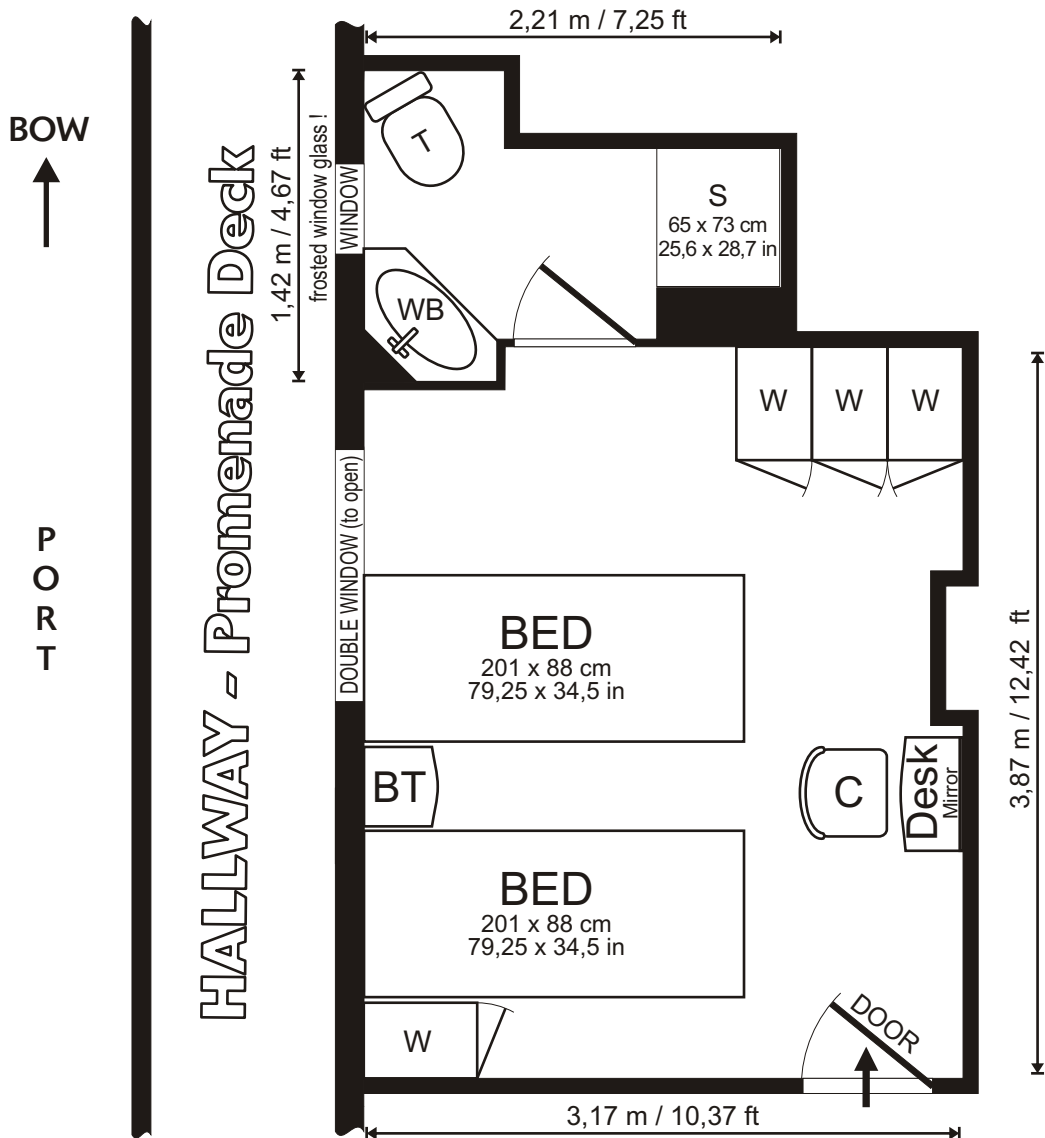
## CABIN LAYOUT



**Upper Deck**

# M/V Clipper Adventurer SUPERIOR CABIN LAYOUT

Cabin:  
**304**  
Upper Deck



## Signs & Symbols

W ..... Wardrobe (Hangers, Shelves)  
BT ..... Bedside Table

C ..... Chair  
S ..... Shower

WB ..... Wash Basin

T ..... Toilet (Vacuum System)

## Cabin:

Air Ventilation / Air Condition  
1 Double Window (one to be opened) (1,3 x 0,9m / 50 x 35in)  
Floor: Carpet  
Electrical Outlets: 220 Volt / 50 Hz (European)  
Desk  
Hooks  
4 Wardrobes (with storage drawers)  
2 Lower Beds with Lights  
Mirror with light Suitcase storage underneath the beds

## Bathroom:

1 Window (with frosted window glass) (0,5 x 0,9m / 20 x 35in)  
Shower  
Washbasin  
Hooks  
Mirror  
Vanity Shelves (2)  
Toilet (Vacuum System)

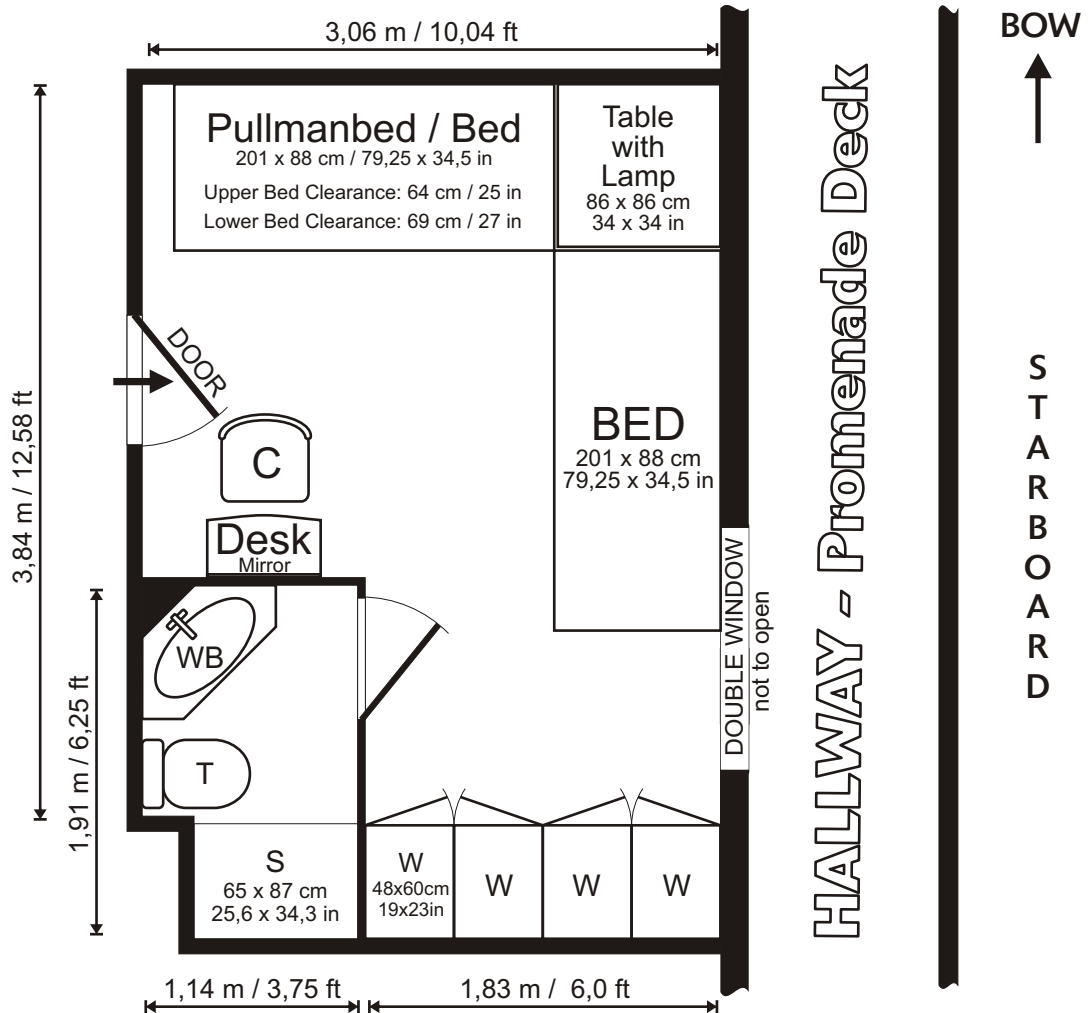
## Sizes:

Total:	15,15 m <sup>2</sup> / 163,12 ft <sup>2</sup>
Cabin:	11,97 m <sup>2</sup> / 128,87 ft <sup>2</sup>
Bathroom:	3,18 m <sup>2</sup> / 34,25 ft <sup>2</sup>
Height of Cabin:	2,1 m / 6,89 ft

**PLEASE NOTE:** This drawing is not to scale and is intended as a general indication of the cabin layout. There may be some variation subject to deck and location. Measurements from Wall to Wall. Layout is subject to change by the owner.

# M/V Clipper Adventurer SUPERIOR CABIN LAYOUT

Cabin:  
**305**  
Upper Deck



## Signs & Symbols

W ..... Wardrobe (Hangers, Shelves)  
BT ..... Bedside Table

C ..... Chair  
S ..... Shower

WB ..... Wash Basin

T ..... Toilet (Vacuum System)

## Cabin:

Air Ventilation / Air Condition  
1 Double Window (1,3 x 0,9 m / 50 x 35 in)  
Floor: Carpet  
Electrical Outlets: 220 Volt / 50 Hz (European)  
Desk  
Hooks  
4 Wardrobes (with storage drawers)  
2 Lower Beds with Lights  
1 Pullman Bed available  
Mirror with light Suitcase storage underneath the beds

## Bathroom:

Shower  
Washbasin  
Hooks  
Mirror  
Vanity Shelves (2)  
Toilet (Vacuum System)

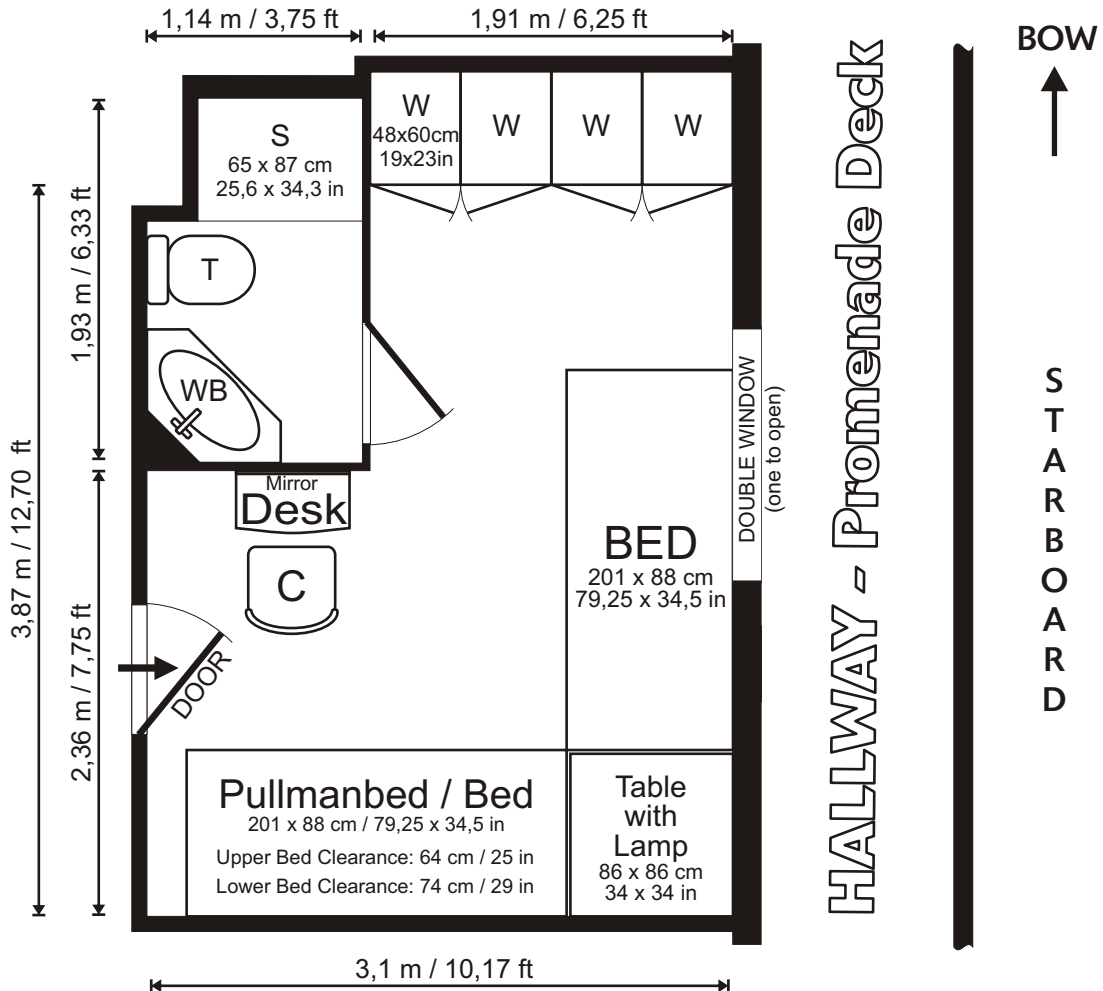
## Sizes:

Total:	13,61 m <sup>2</sup> /	146,52 ft <sup>2</sup>
Cabin:	11,65 m <sup>2</sup> /	125,44 ft <sup>2</sup>
Bathroom:	1,96 m <sup>2</sup> /	21,08 ft <sup>2</sup>
Height of Cabin:	2,1 m /	6,89 ft

**PLEASE NOTE:** This drawing is not to scale and is intended as a general indication of the cabin layout. There may be some variation subject to deck and location. Measurements from Wall to Wall. Layout is subject to change by the owner.

# M/V Clipper Adventurer SUPERIOR CABIN LAYOUT

Cabin:  
**307**  
Upper Deck



## Signs & Symbols

W ..... Wardrobe (Hangers, Shelves)	C ..... Chair	WB ..... Wash Basin	T ..... Toilet (Vacuum System)
BT ..... Bedside Table	S ..... Shower		

## Cabin:

Air Ventilation / Air Condition  
 1 Double Window (one to be opened) (1,3 x 0,9m / 50 x 35in)  
 - View from one window obstructed by bulkhead  
 Floor: Carpet  
 Electrical Outlets: 220 Volt / 50 Hz (European)  
 Desk  
 Hooks  
 4 Wardrobes (with storage drawers)  
 2 Lower Beds with Lights  
 1 Pullman Bed available  
 Mirror with light Suitcase storage underneath the beds

## Bathroom:

Shower  
 Washbasin  
 Hooks  
 Mirror  
 Vanity Shelves (2)  
 Toilet (Vacuum System)

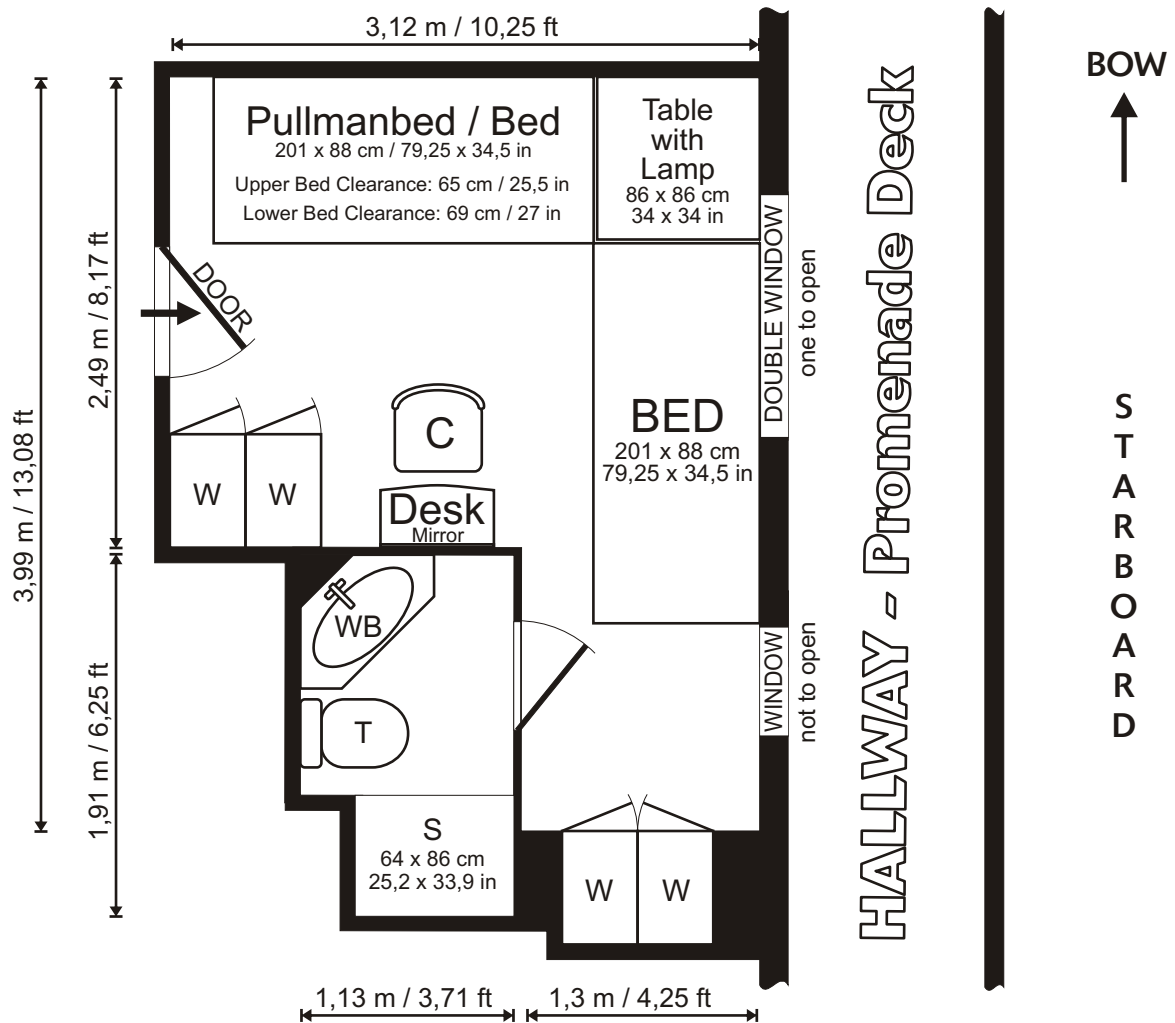
## Sizes:

Total:	12,30 m <sup>2</sup> /	132,39 ft <sup>2</sup>
Cabin:	10,10 m <sup>2</sup> /	108,71 ft <sup>2</sup>
Bathroom:	2,20 m <sup>2</sup> /	23,68 ft <sup>2</sup>
Height of Cabin:	2,1 m /	6,89 ft

**PLEASE NOTE:** This drawing is not to scale and is intended as a general indication of the cabin layout. There may be some variation subject to deck and location. Measurements from Wall to Wall. Layout is subject to change by the owner.

# M/V Clipper Adventurer SUPERIOR CABIN LAYOUT

Cabin:  
**309**  
Upper Deck



## Signs & Symbols

W ..... Wardrobe (Hangers, Shelves)	C ..... Chair	WB ..... Wash Basin	T ..... Toilet (Vacuum System)
BT ..... Bedside Table	S ..... Shower		

## Cabin:

Air Ventilation / Air Condition  
 1 Double Window (one to be opened) (1,3 x 0,9m / 50 x 35in)  
 1 Window (0,5 x 0,9m / 20 x 35in)  
 - View from window obstructed by bulkhead  
 Floor: Carpet  
 Electrical Outlets: 220 Volt / 50 Hz (European)  
 Desk  
 Hooks  
 4 Wardrobes (with storage drawers)  
 2 Lower Beds with Lights  
 1 Pullman Bed available  
 Mirror with light Suitcase storage underneath the beds

## Bathroom:

Shower  
 Washbasin  
 Hooks  
 Mirror  
 Vanity Shelves (2)  
 Toilet (Vacuum System)

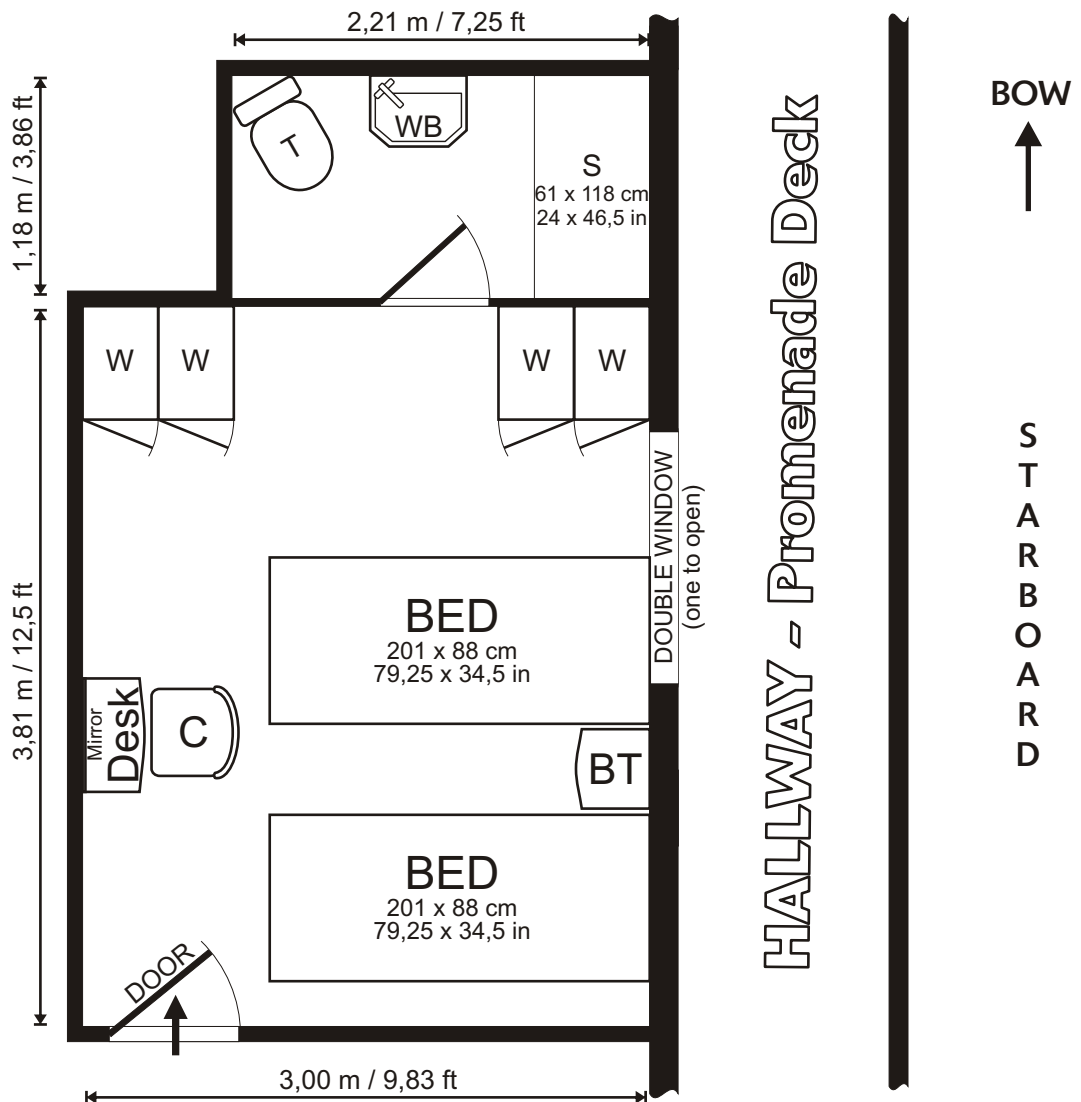
## Sizes:

Total:	12,47 m <sup>2</sup> /	134,24 ft <sup>2</sup>
Cabin:	10,50 m <sup>2</sup> /	113,01 ft <sup>2</sup>
Bathroom:	1,97 m <sup>2</sup> /	21,23 ft <sup>2</sup>
Height of Cabin:	2,1 m /	6,89 ft

**PLEASE NOTE:** This drawing is not to scale and is intended as a general indication of the cabin layout. There may be some variation subject to deck and location. Measurements from Wall to Wall. Layout is subject to change by the owner.

# M/V Clipper Adventurer SUPERIOR CABIN LAYOUT

Cabin:  
**311**  
Upper Deck



## Signs & Symbols

W ..... Wardrobe (Hangers, Shelves)	C ..... Chair	WB ..... Wash Basin	T ..... Toilet (Vacuum System)
BT ..... Bedside Table	S ..... Shower		

## Cabin:

Air Ventilation / Air Condition  
 1 Double Window (one to be opened) (1,3 x 0,9m / 50 x 35in)  
 Floor: Carpet  
 Electrical Outlets: 220 Volt / 50 Hz (European)  
 Desk  
 Hooks  
 4 Wardrobes (with storage drawers)  
 2 Lower Beds with Lights  
 Mirror with light Suitcase storage underneath the beds

## Bathroom:

Shower  
 Washbasin  
 Hooks  
 Mirror  
 Vanity Shelves (2)  
 Toilet (Vacuum System)

## Sizes:

Total:	14,04 m <sup>2</sup> /	151,10 ft <sup>2</sup>
Cabin:	11,43 m <sup>2</sup> /	123,03 ft <sup>2</sup>
Bathroom:	2,61 m <sup>2</sup> /	28,07 ft <sup>2</sup>
Height of Cabin:	2,1 m /	6,89 ft

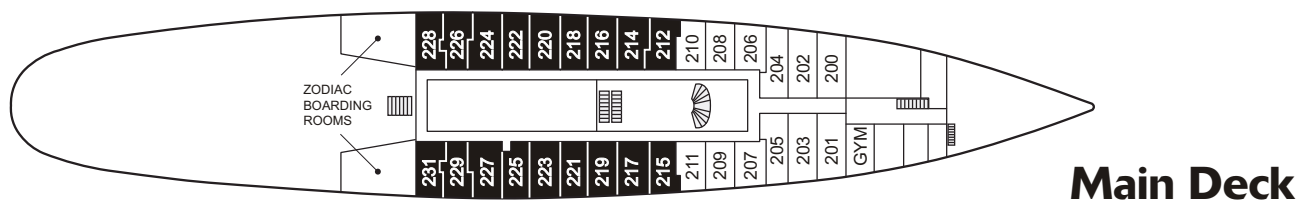
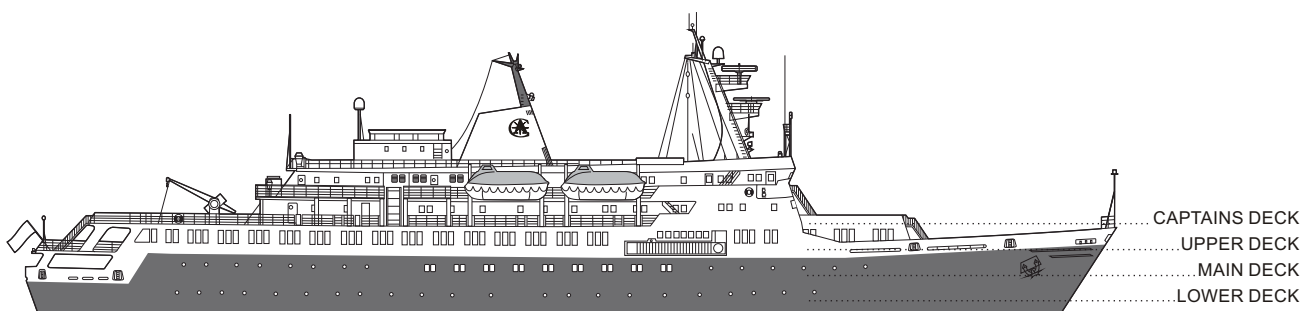
**PLEASE NOTE:** This drawing is not to scale and is intended as a general indication of the cabin layout. There may be some variation subject to deck and location. Measurements from Wall to Wall. Layout is subject to change by the owner.

M/V Clipper Adventurer

# TWIN (2 Windows)

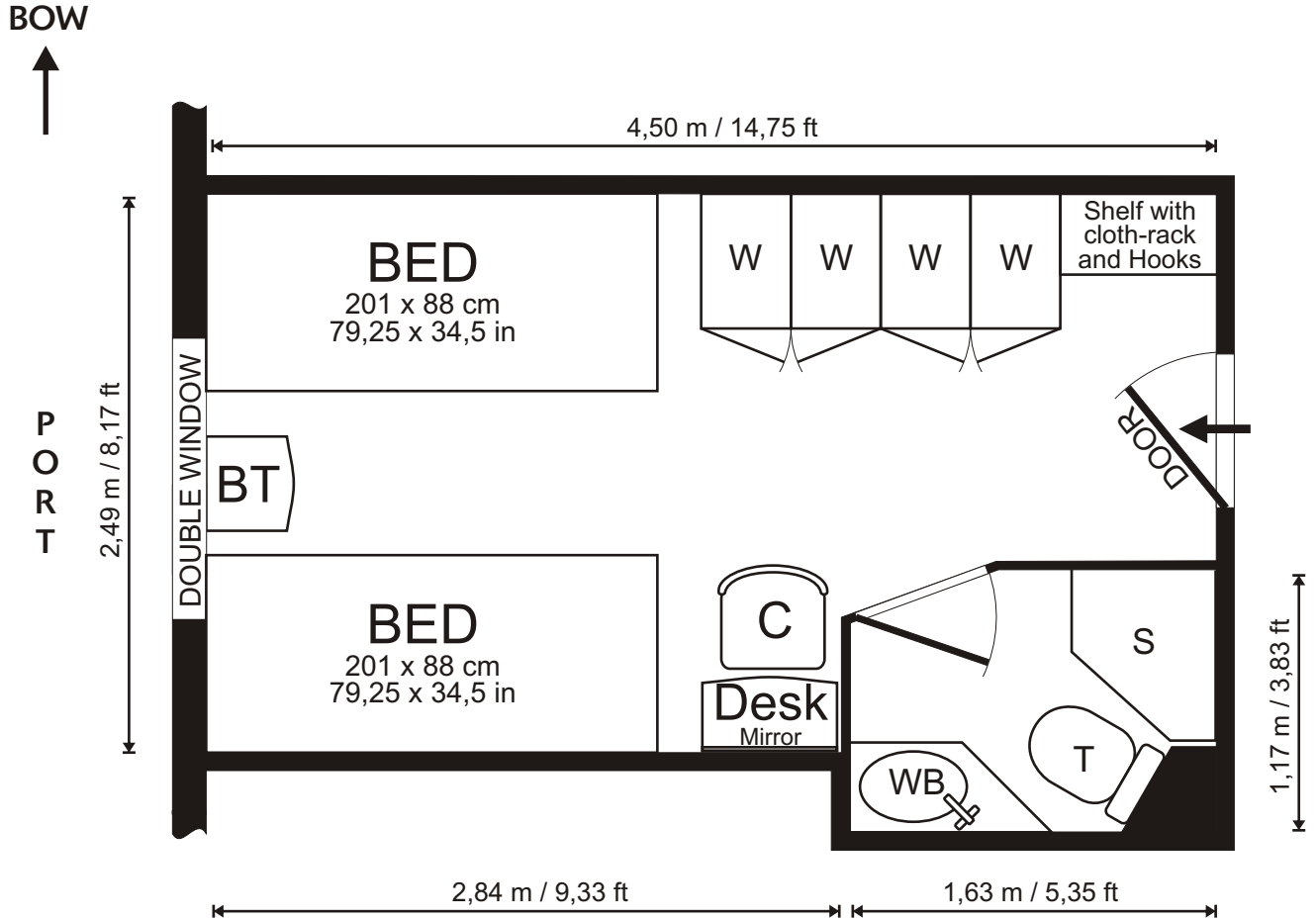
# Main Deck

CABIN LAYOUT



M/V Clipper Adventurer  
**TWIN**  
 CABIN LAYOUT

Cabin:  
**212**  
 Main Deck



**Signs & Symbols**

W ..... Wardrobe (Hangers, Shelves)	C ..... Chair	WB ..... Wash Basin	T ..... Toilet (Vacuum System)
BT ..... Bedside Table	S ..... Shower		

**Cabin:**

Air Ventilation / Air Condition  
 2 Windows (1,3 x 0,9m / 50 x 35in)  
 Floor: Carpet  
 Electrical Outlets: 220 Volt / 50 Hz (European)  
 Desk  
 Hooks  
 4 Wardrobes (with storage drawers)  
 2 Lower Beds with Lights  
 Mirror with light Suitcase storage underneath the beds

**Bathroom:**

Shower  
 Washbasin  
 Hooks  
 Mirror  
 Vanity Shelves (2)  
 Toilet (Vacuum System)

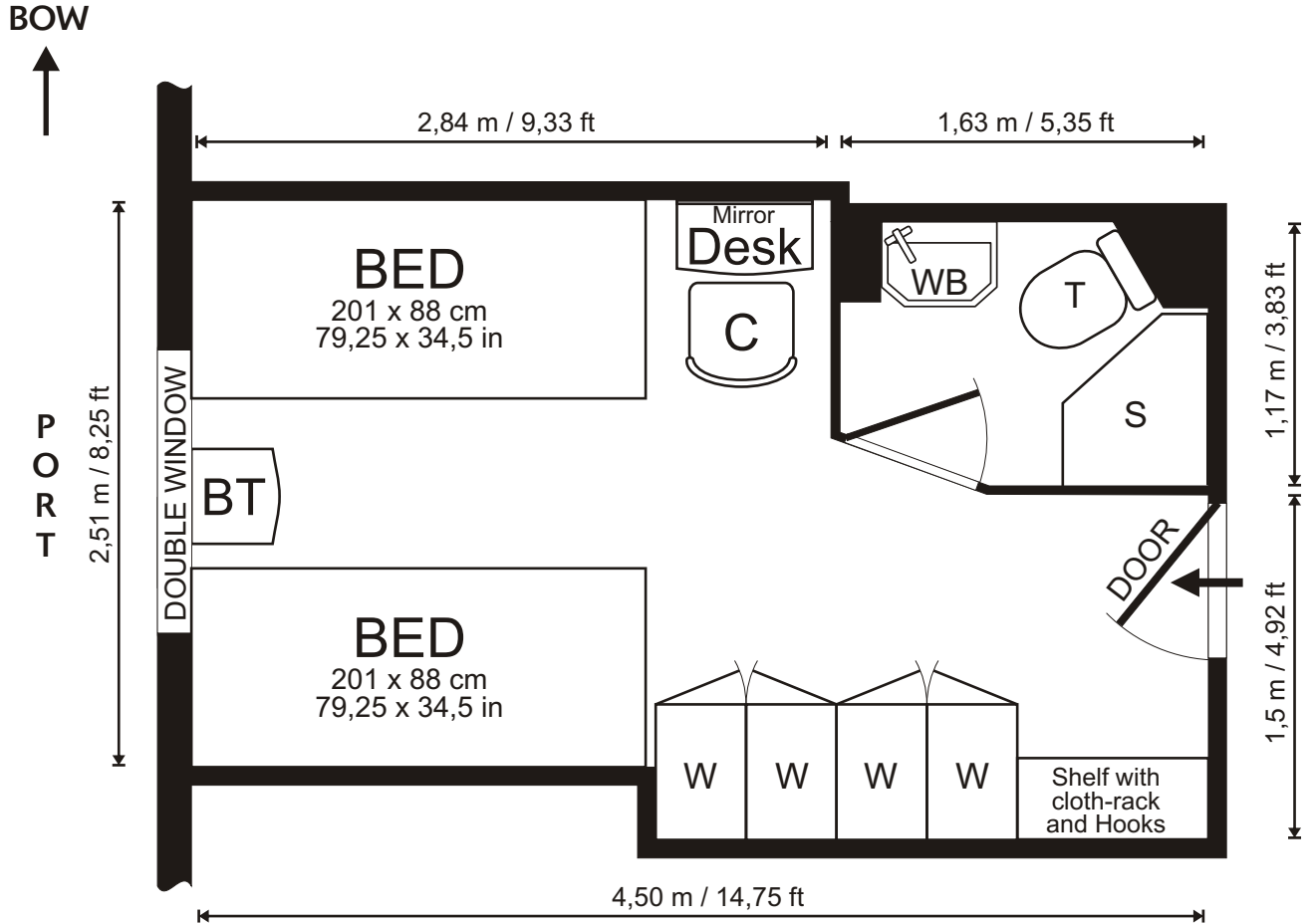
**Sizes:**

Total:	11,78 m <sup>2</sup> /	126,75 ft <sup>2</sup>
Cabin:	9,99 m <sup>2</sup> /	107,43 ft <sup>2</sup>
Bathroom:	1,79 m <sup>2</sup> /	19,32 ft <sup>2</sup>
Height of Cabin:	2,02 m /	6,63 ft

**PLEASE NOTE:** This drawing is not to scale and is intended as a general indication of the cabin layout. There may be some variation subject to deck and location. Measurements from Wall to Wall. Layout is subject to change by the owner.

M/V Clipper Adventurer  
**TWIN**  
 CABIN LAYOUT

Cabin:  
**214**  
 Main Deck



**Signs & Symbols**

W ..... Wardrobe (Hangers, Shelves)	C ..... Chair	WB ..... Wash Basin	T ..... Toilet (Vacuum System)
BT ..... Bedside Table	S ..... Shower		

**Cabin:**

Air Ventilation / Air Condition  
 2 Windows (1,3 x 0,9m / 50 x 35in)  
 Floor: Carpet  
 Electrical Outlets: 220 Volt / 50 Hz (European)  
 Desk  
 Hooks  
 4 Wardrobes (with storage drawers)  
 2 Lower Beds with Lights  
 Mirror with light Suitcase storage underneath the beds

**Bathroom:**

Shower  
 Washbasin  
 Hooks  
 Mirror  
 Vanity Shelves (2)  
 Toilet (Vacuum System)

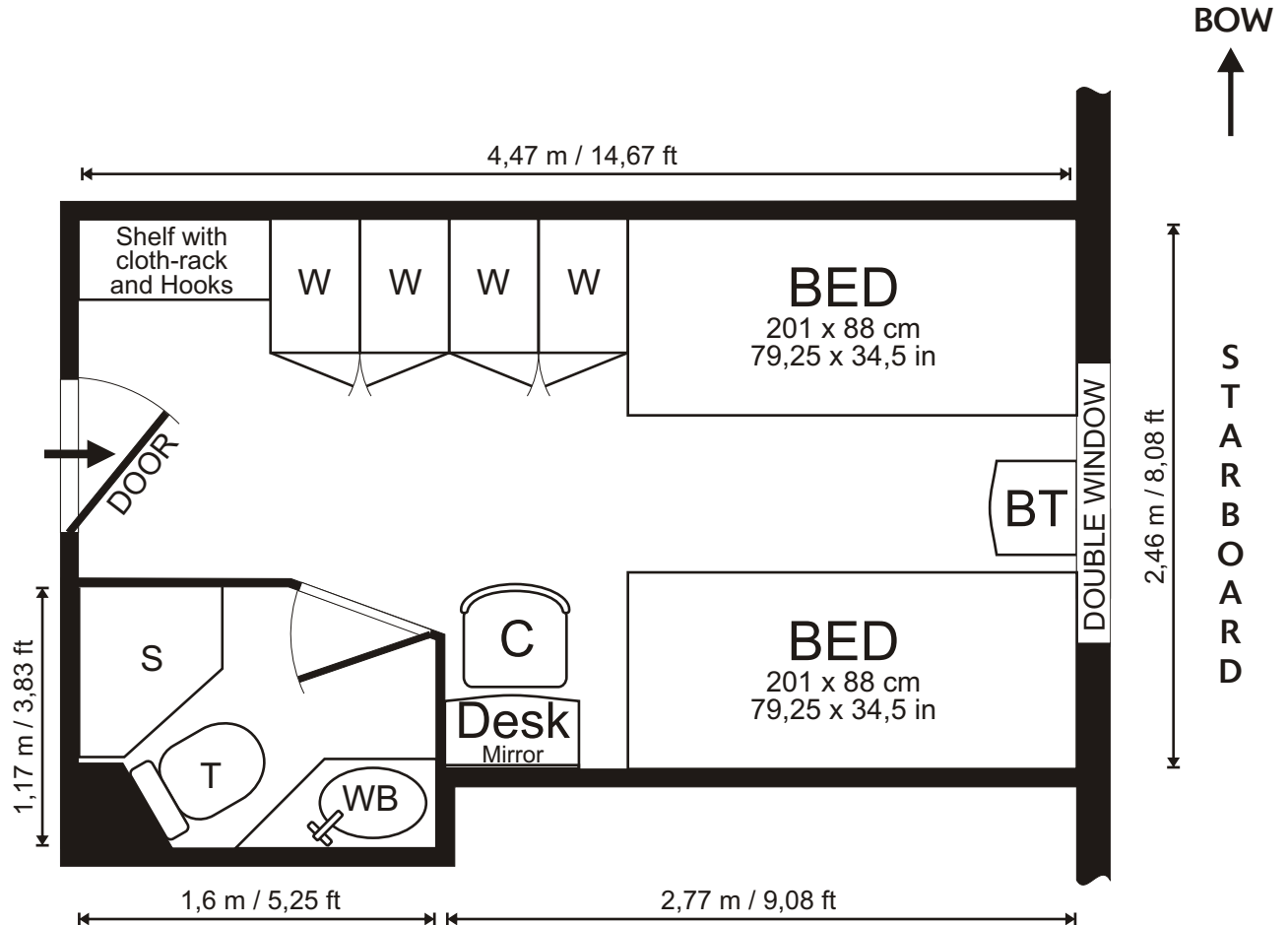
**Sizes:**

Total:	11,36 m <sup>2</sup> / 122,31 ft <sup>2</sup>
Cabin:	9,57 m <sup>2</sup> / 102,99 ft <sup>2</sup>
Bathroom:	1,79 m <sup>2</sup> / 19,32 ft <sup>2</sup>
Height of Cabin:	2,02 m / 6,63 ft

**PLEASE NOTE:** This drawing is not to scale and is intended as a general indication of the cabin layout. There may be some variation subject to deck and location. Measurements from Wall to Wall. Layout is subject to change by the owner.

M/V Clipper Adventurer  
**TWIN**  
 CABIN LAYOUT

Cabin:  
**215**  
 Main Deck



**Signs & Symbols**

W ..... Wardrobe (Hangers, Shelves)	C ..... Chair	WB ..... Wash Basin	T ..... Toilet (Vacuum System)
BT ..... Bedside Table	S ..... Shower		

**Cabin:**

Air Ventilation / Air Condition  
 2 Windows (1,3 x 0,9m / 50 x 35in)  
 Floor: Carpet  
 Electrical Outlets: 220 Volt / 50 Hz (European)  
 Desk  
 Hooks  
 4 Wardrobes (with storage drawers)  
 2 Lower Beds with Lights  
 Mirror with light Suitcase storage underneath the beds

**Bathroom:**

Shower  
 Washbasin  
 Hooks  
 Mirror  
 Vanity Shelves (2)  
 Toilet (Vacuum System)

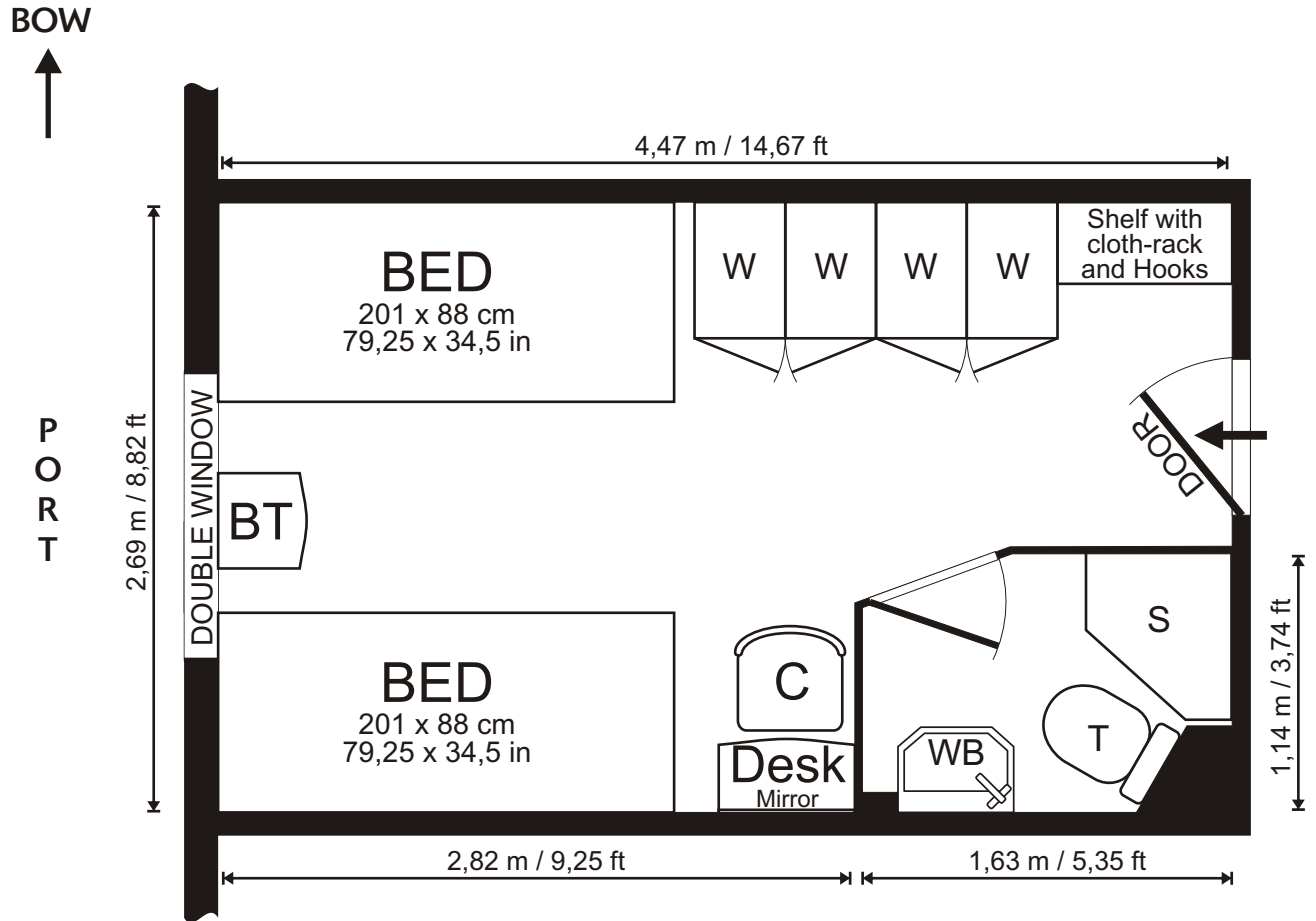
**Sizes:**

Total:	11,56 m <sup>2</sup> /	124,39 ft <sup>2</sup>
Cabin:	9,80 m <sup>2</sup> /	105,45 ft <sup>2</sup>
Bathroom:	1,76 m <sup>2</sup> /	18,94 ft <sup>2</sup>
Height of Cabin:	2,02 m /	6,63 ft

**PLEASE NOTE:** This drawing is not to scale and is intended as a general indication of the cabin layout. There may be some variation subject to deck and location. Measurements from Wall to Wall. Layout is subject to change by the owner.

M/V Clipper Adventurer  
**TWIN**  
 CABIN LAYOUT

Cabin:  
**216**  
 Main Deck



**Signs & Symbols**

W ..... Wardrobe (Hangers, Shelves)	C ..... Chair	WB ..... Wash Basin	T ..... Toilet (Vacuum System)
BT ..... Bedside Table	S ..... Shower		

**Cabin:**

Air Ventilation / Air Condition  
 2 Windows (1,3 x 0,9m / 50 x 35in)  
 Floor: Carpet  
 Electrical Outlets: 220 Volt / 50 Hz (European)  
 Desk  
 Hooks  
 4 Wardrobes (with storage drawers)  
 2 Lower Beds with Lights  
 Mirror with light Suitcase storage underneath the beds

**Bathroom:**

Shower  
 Washbasin  
 Hooks  
 Mirror  
 Vanity Shelves (2)  
 Toilet (Vacuum System)

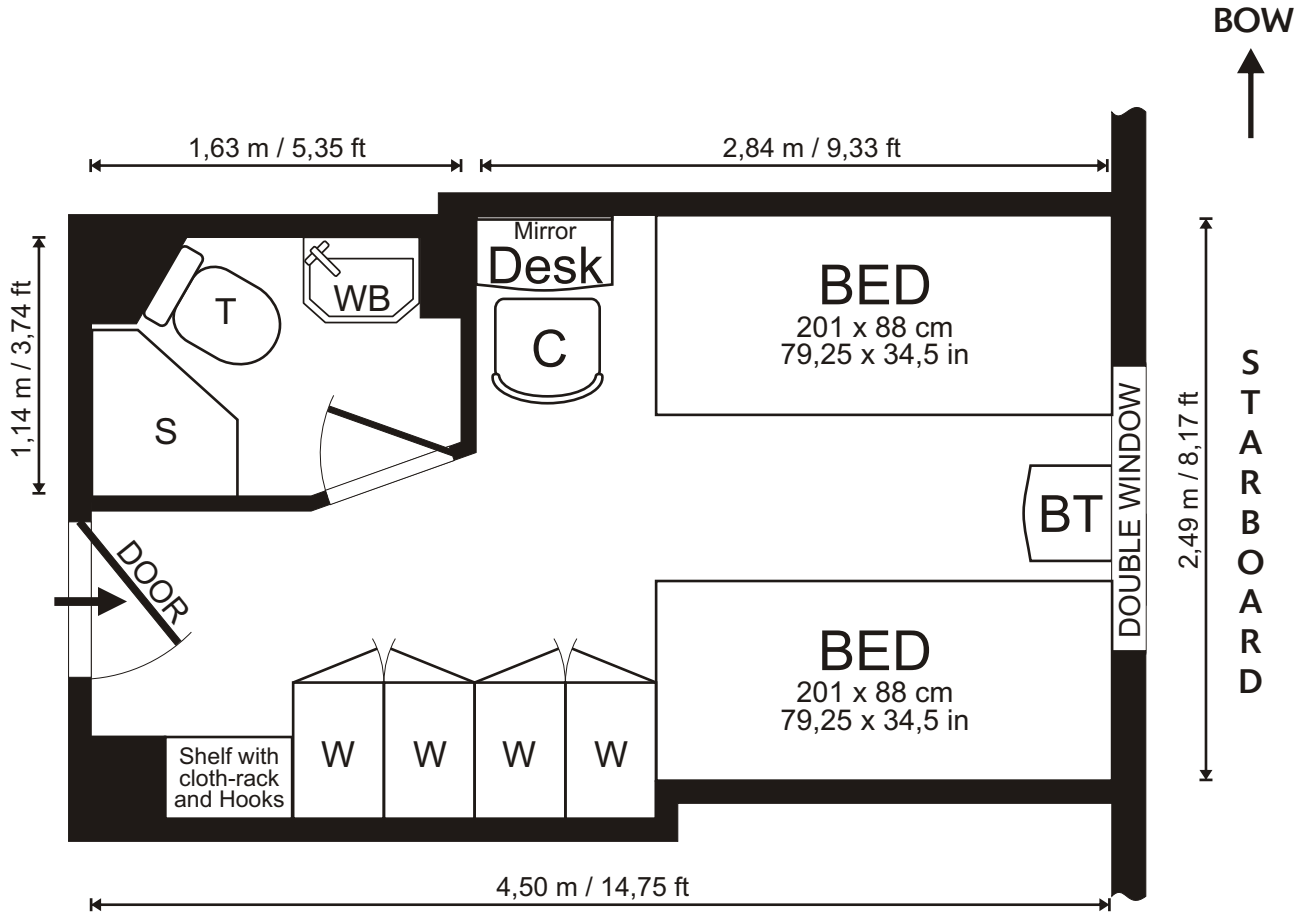
**Sizes:**

Total:	12,02 m <sup>2</sup> /	129,43 ft <sup>2</sup>
Cabin:	10,28 m <sup>2</sup> /	110,64 ft <sup>2</sup>
Bathroom:	1,75 m <sup>2</sup> /	18,79 ft <sup>2</sup>
Height of Cabin:	2,02 m /	6,63 ft

**PLEASE NOTE:** This drawing is not to scale and is intended as a general indication of the cabin layout. There may be some variation subject to deck and location. Measurements from Wall to Wall. Layout is subject to change by the owner.

M/V Clipper Adventurer  
**TWIN**  
 CABIN LAYOUT

Cabin:  
**217**  
 Main Deck



**Signs & Symbols**

W ..... Wardrobe (Hangers, Shelves)	C ..... Chair	WB ..... Wash Basin	T ..... Toilet (Vacuum System)
BT ..... Bedside Table	S ..... Shower		

**Cabin:**

Air Ventilation / Air Condition  
 2 Windows (1,3 x 0,9m / 50 x 35in)  
 Floor: Carpet  
 Electrical Outlets: 220 Volt / 50 Hz (European)  
 Desk  
 Hooks  
 4 Wardrobes (with storage drawers)  
 2 Lower Beds with Lights  
 Mirror with light Suitcase storage underneath the beds

**Bathroom:**

Shower  
 Washbasin  
 Hooks  
 Mirror  
 Vanity Shelves (2)  
 Toilet (Vacuum System)

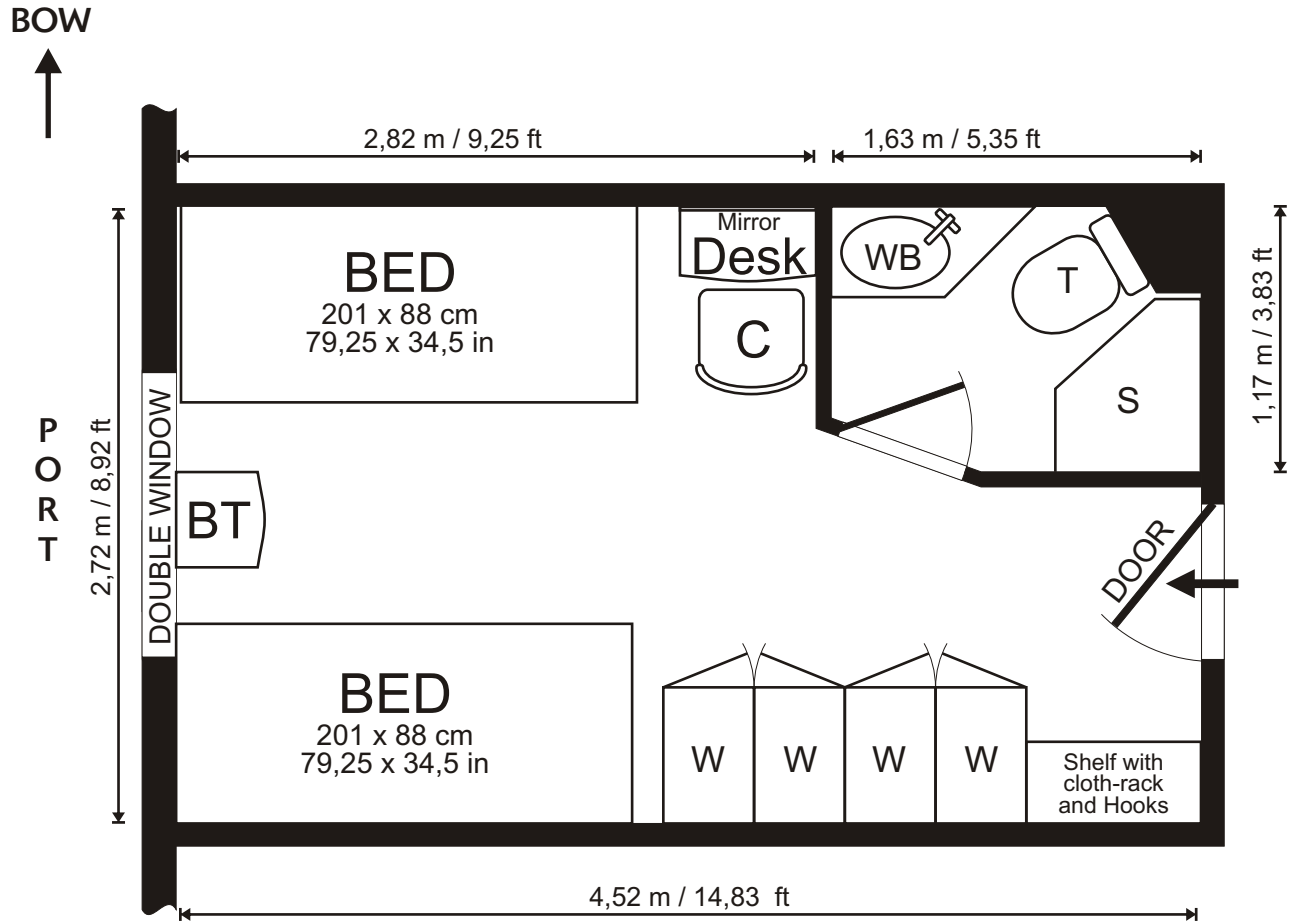
**Sizes:**

Total:	11,39 m <sup>2</sup> /	122,58 ft <sup>2</sup>
Cabin:	9,64 m <sup>2</sup> /	103,79 ft <sup>2</sup>
Bathroom:	1,75 m <sup>2</sup> /	18,79 ft <sup>2</sup>
Height of Cabin:	2,02 m /	6,63 ft

**PLEASE NOTE:** This drawing is not to scale and is intended as a general indication of the cabin layout. There may be some variation subject to deck and location. Measurements from Wall to Wall. Layout is subject to change by the owner.

M/V Clipper Adventurer  
**TWIN**  
 CABIN LAYOUT

Cabin:  
**218**  
 Main Deck



**Signs & Symbols**

W ..... Wardrobe (Hangers, Shelves)	C ..... Chair	WB ..... Wash Basin	T ..... Toilet (Vacuum System)
BT ..... Bedside Table	S ..... Shower		

**Cabin:**

Air Ventilation / Air Condition  
 2 Windows (1,3 x 0,9m / 50 x 35in)  
 Floor: Carpet  
 Electrical Outlets: 220 Volt / 50 Hz (European)  
 Desk  
 Hooks  
 4 Wardrobes (with storage drawers)  
 2 Lower Beds with Lights  
 Mirror with light Suitcase storage underneath the beds

**Bathroom:**

Shower  
 Washbasin  
 Hooks  
 Mirror  
 Vanity Shelves (2)  
 Toilet (Vacuum System)

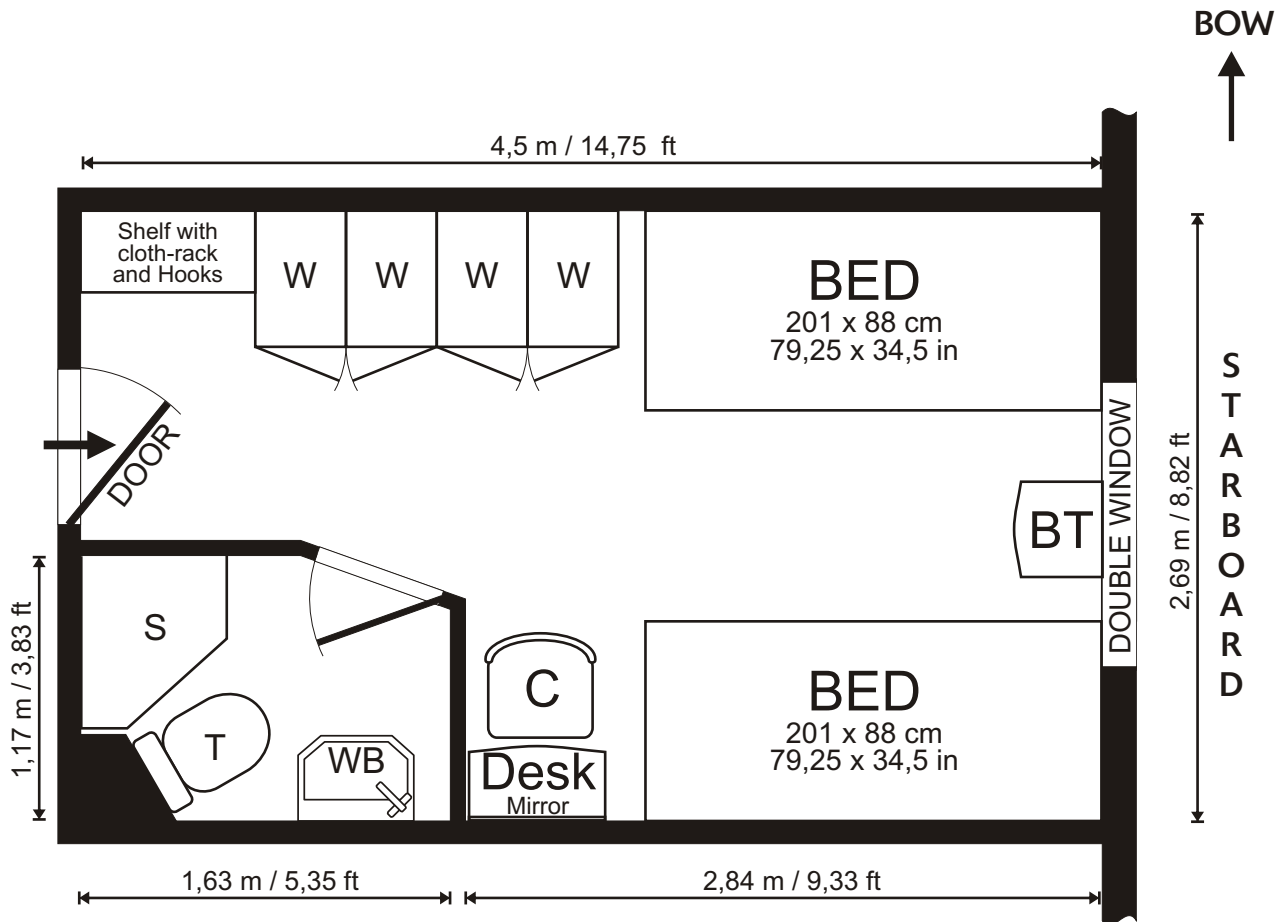
**Sizes:**

Total:	11,93 m <sup>2</sup> / 128,44 ft <sup>2</sup>
Cabin:	10,14 m <sup>2</sup> / 109,12 ft <sup>2</sup>
Bathroom:	1,79 m <sup>2</sup> / 19,32 ft <sup>2</sup>
Height of Cabin:	2,02 m / 6,63 ft

**PLEASE NOTE:** This drawing is not to scale and is intended as a general indication of the cabin layout. There may be some variation subject to deck and location. Measurements from Wall to Wall. Layout is subject to change by the owner.

M/V Clipper Adventurer  
**TWIN**  
 CABIN LAYOUT

Cabin:  
**219**  
 Main Deck



**Signs & Symbols**

W ..... Wardrobe (Hangers, Shelves)	C ..... Chair	WB ..... Wash Basin	T ..... Toilet (Vacuum System)
BT ..... Bedside Table	S ..... Shower		

**Cabin:**

Air Ventilation / Air Condition  
 2 Windows (1,3 x 0,9m / 50 x 35in)  
 Floor: Carpet  
 Electrical Outlets: 220 Volt / 50 Hz (European)  
 Desk  
 Hooks  
 4 Wardrobes (with storage drawers)  
 2 Lower Beds with Lights  
 Mirror with light Suitcase storage underneath the beds

**Bathroom:**

Shower  
 Washbasin  
 Hooks  
 Mirror  
 Vanity Shelves (2)  
 Toilet (Vacuum System)

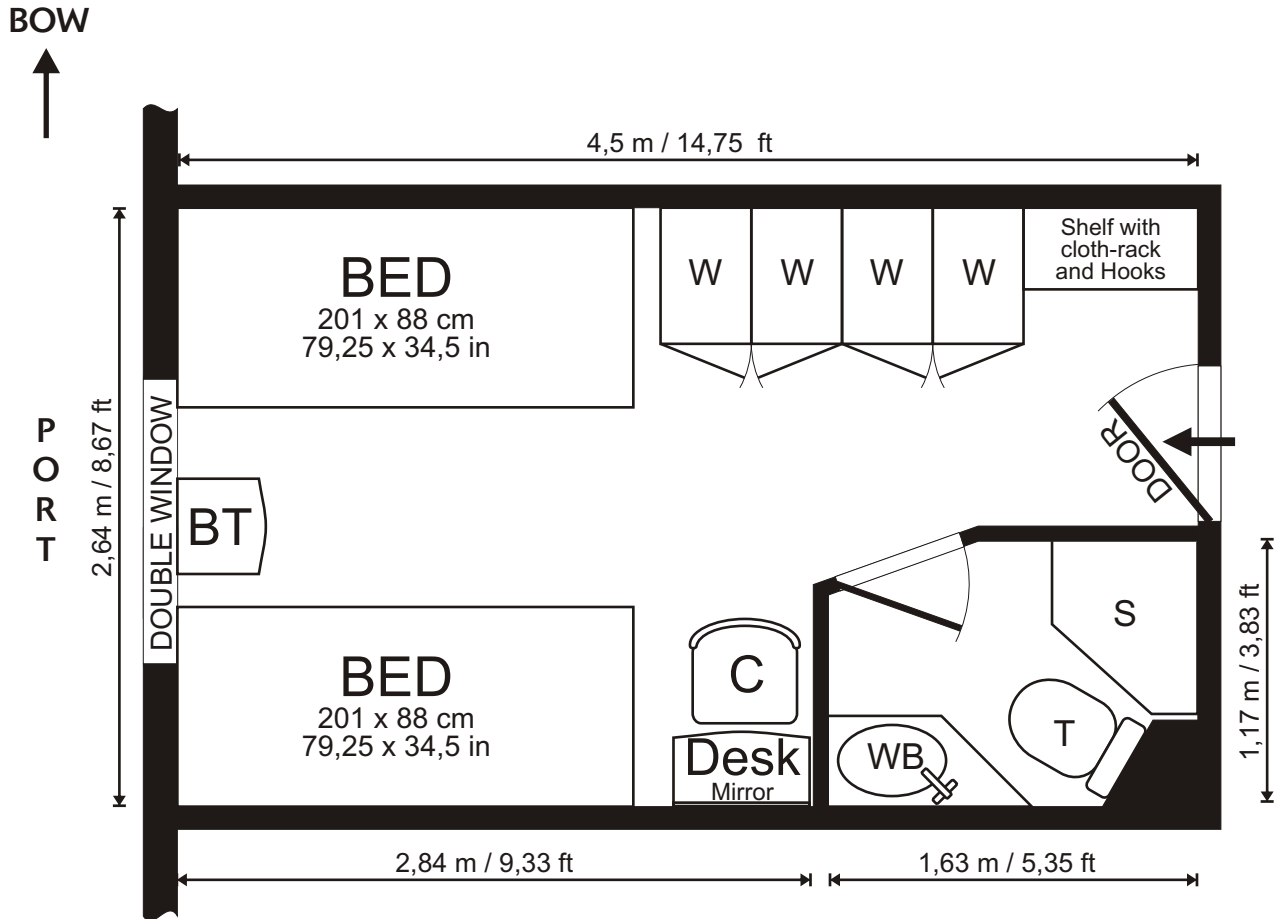
**Sizes:**

Total:	12,11 m <sup>2</sup> /	130,30 ft <sup>2</sup>
Cabin:	10,32 m <sup>2</sup> /	110,98 ft <sup>2</sup>
Bathroom:	1,79 m <sup>2</sup> /	19,32 ft <sup>2</sup>
Height of Cabin:	2,02 m /	6,63 ft

**PLEASE NOTE:** This drawing is not to scale and is intended as a general indication of the cabin layout. There may be some variation subject to deck and location. Measurements from Wall to Wall. Layout is subject to change by the owner.

M/V Clipper Adventurer  
**TWIN**  
 CABIN LAYOUT

Cabin:  
**220**  
 Main Deck



**Signs & Symbols**

W ..... Wardrobe (Hangers, Shelves)	C ..... Chair	WB ..... Wash Basin	T ..... Toilet (Vacuum System)
BT ..... Bedside Table	S ..... Shower		

**Cabin:**

Air Ventilation / Air Condition  
 2 Windows (1,3 x 0,9m / 50 x 35in)  
 Floor: Carpet  
 Electrical Outlets: 220 Volt / 50 Hz (European)  
 Desk  
 Hooks  
 4 Wardrobes (with storage drawers)  
 2 Lower Beds with Lights  
 Mirror with light Suitcase storage underneath the beds

**Bathroom:**

Shower  
 Washbasin  
 Hooks  
 Mirror  
 Vanity Shelves (2)  
 Toilet (Vacuum System)

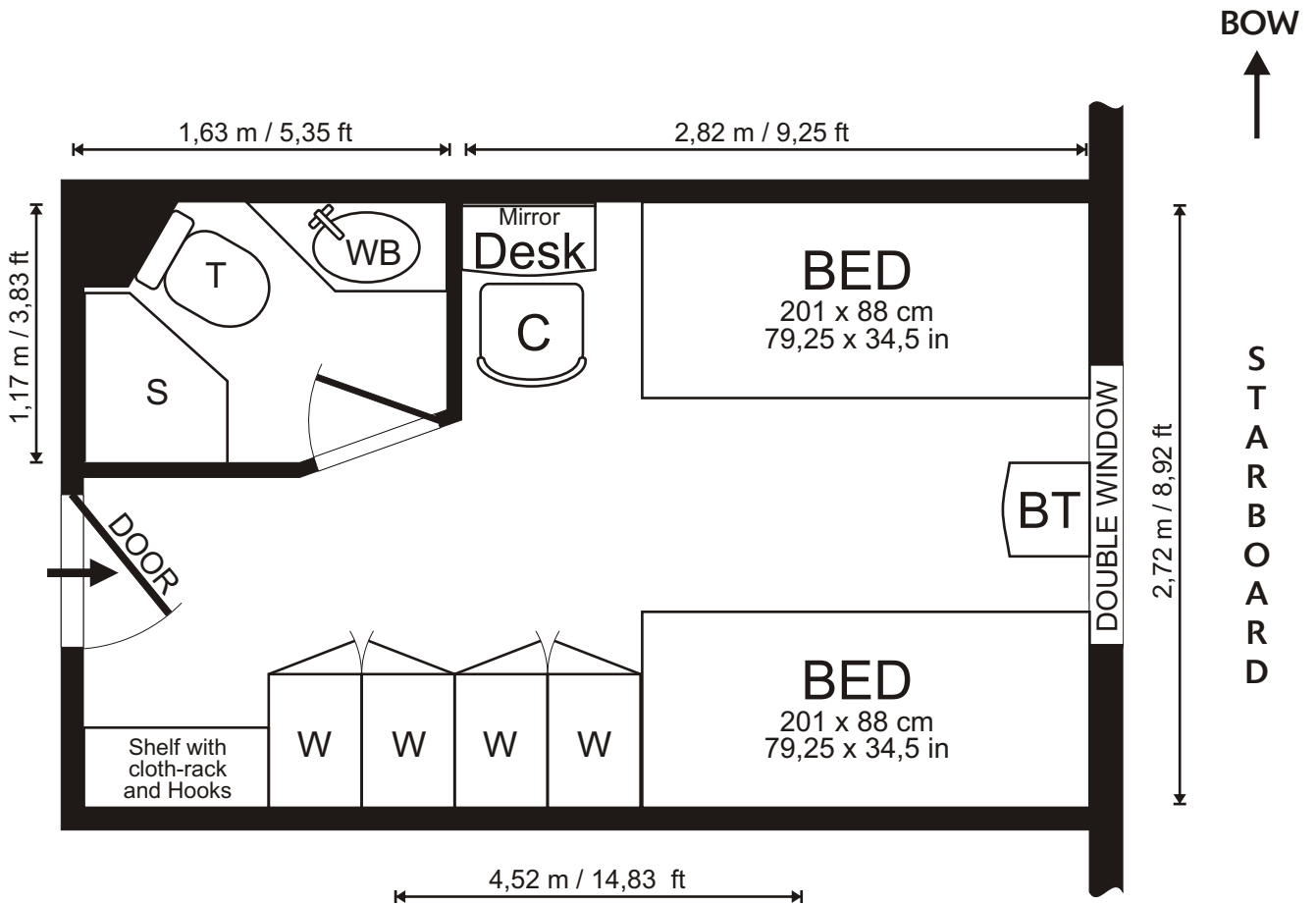
**Sizes:**

Total:	11,88 m <sup>2</sup> /	127,88 ft <sup>2</sup>
Cabin:	10,09 m <sup>2</sup> /	108,56 ft <sup>2</sup>
Bathroom:	1,79 m <sup>2</sup> /	19,32 ft <sup>2</sup>
Height of Cabin:	2,02 m /	6,63 ft

**PLEASE NOTE:** This drawing is not to scale and is intended as a general indication of the cabin layout. There may be some variation subject to deck and location. Measurements from Wall to Wall. Layout is subject to change by the owner.

M/V Clipper Adventurer  
**TWIN**  
 CABIN LAYOUT

Cabin:  
**221**  
 Main Deck



**Signs & Symbols**

W ..... Wardrobe (Hangers, Shelves)	C ..... Chair	WB ..... Wash Basin	T ..... Toilet (Vacuum System)
BT ..... Bedside Table	S ..... Shower		

**Cabin:**

Air Ventilation / Air Condition  
 2 Windows (1,3 x 0,9m / 50 x 35in)  
 Floor: Carpet  
 Electrical Outlets: 220 Volt / 50 Hz (European)  
 Desk  
 Hooks  
 4 Wardrobes (with storage drawers)  
 2 Lower Beds with Lights  
 Mirror with light Suitcase storage underneath the beds

**Bathroom:**

Shower  
 Washbasin  
 Hooks  
 Mirror  
 Vanity Shelves (2)  
 Toilet (Vacuum System)

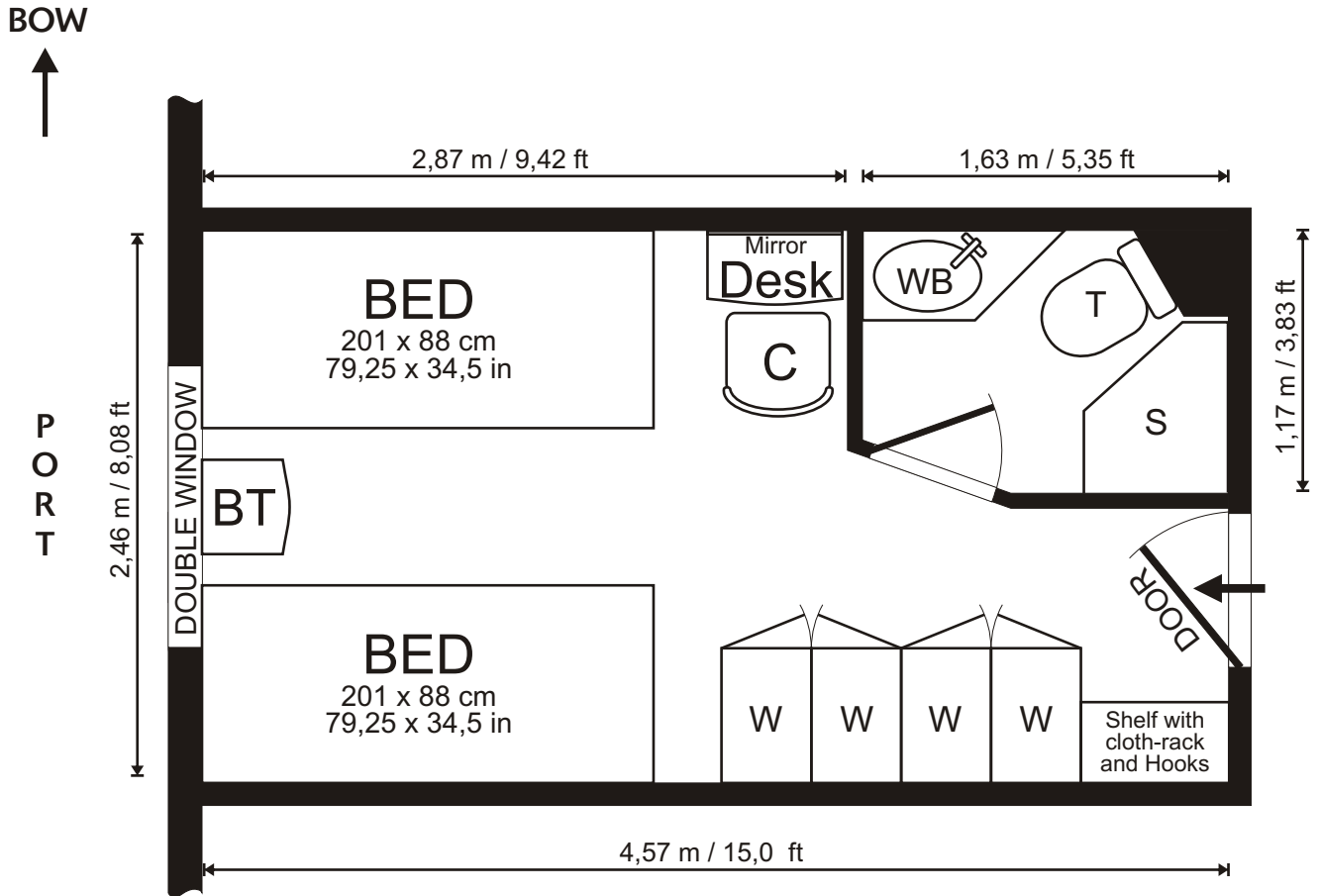
**Sizes:**

Total:	12,29 m <sup>2</sup> /	132,34 ft <sup>2</sup>
Cabin:	10,50 m <sup>2</sup> /	113,02 ft <sup>2</sup>
Bathroom:	1,79 m <sup>2</sup> /	19,32 ft <sup>2</sup>
Height of Cabin:	2,02 m /	6,63 ft

**PLEASE NOTE:** This drawing is not to scale and is intended as a general indication of the cabin layout. There may be some variation subject to deck and location. Measurements from Wall to Wall. Layout is subject to change by the owner.

M/V Clipper Adventurer  
**TWIN**  
 CABIN LAYOUT

Cabin:  
**222**  
 Main Deck



**Signs & Symbols**

W ..... Wardrobe (Hangers, Shelves)	C ..... Chair	WB ..... Wash Basin	T ..... Toilet (Vacuum System)
BT ..... Bedside Table	S ..... Shower		

**Cabin:**

Air Ventilation / Air Condition  
 2 Windows (1,3 x 0,9m / 50 x 35in)  
 Floor: Carpet  
 Electrical Outlets: 220 Volt / 50 Hz (European)  
 Desk  
 Hooks  
 4 Wardrobes (with storage drawers)  
 2 Lower Beds with Lights  
 Mirror with light Suitcase storage underneath the beds

**Bathroom:**

Shower  
 Washbasin  
 Hooks  
 Mirror  
 Vanity Shelves (2)  
 Toilet (Vacuum System)

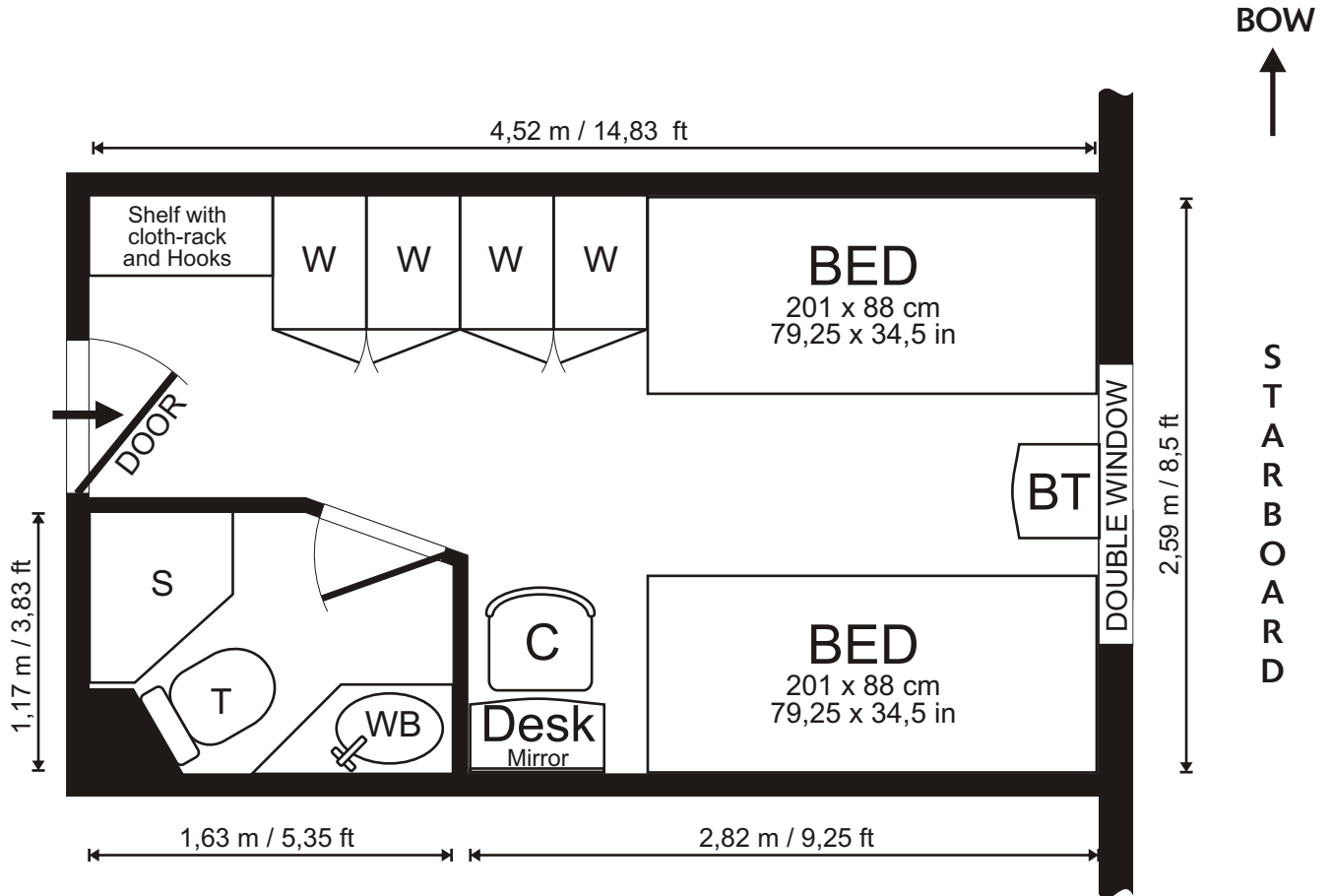
**Sizes:**

Total:	11,24 m <sup>2</sup> /	121,01 ft <sup>2</sup>
Cabin:	9,45 m <sup>2</sup> /	101,69 ft <sup>2</sup>
Bathroom:	1,79 m <sup>2</sup> /	19,32 ft <sup>2</sup>
Height of Cabin:	2,02 m /	6,63 ft

**PLEASE NOTE:** This drawing is not to scale and is intended as a general indication of the cabin layout. There may be some variation subject to deck and location. Measurements from Wall to Wall. Layout is subject to change by the owner.

M/V Clipper Adventurer  
**TWIN**  
 CABIN LAYOUT

Cabin:  
**223**  
 Main Deck



**Signs & Symbols**

W ..... Wardrobe (Hangers, Shelves)	C ..... Chair	WB ..... Wash Basin	T ..... Toilet (Vacuum System)
BT ..... Bedside Table	S ..... Shower		

**Cabin:**

Air Ventilation / Air Condition  
 2 Windows (1,3 x 0,9m / 50 x 35in)  
 Floor: Carpet  
 Electrical Outlets: 220 Volt / 50 Hz (European)  
 Desk  
 Hooks  
 4 Wardrobes (with storage drawers)  
 2 Lower Beds with Lights  
 Mirror with light Suitcase storage underneath the beds

**Bathroom:**

Shower  
 Washbasin  
 Hooks  
 Mirror  
 Vanity Shelves (2)  
 Toilet (Vacuum System)

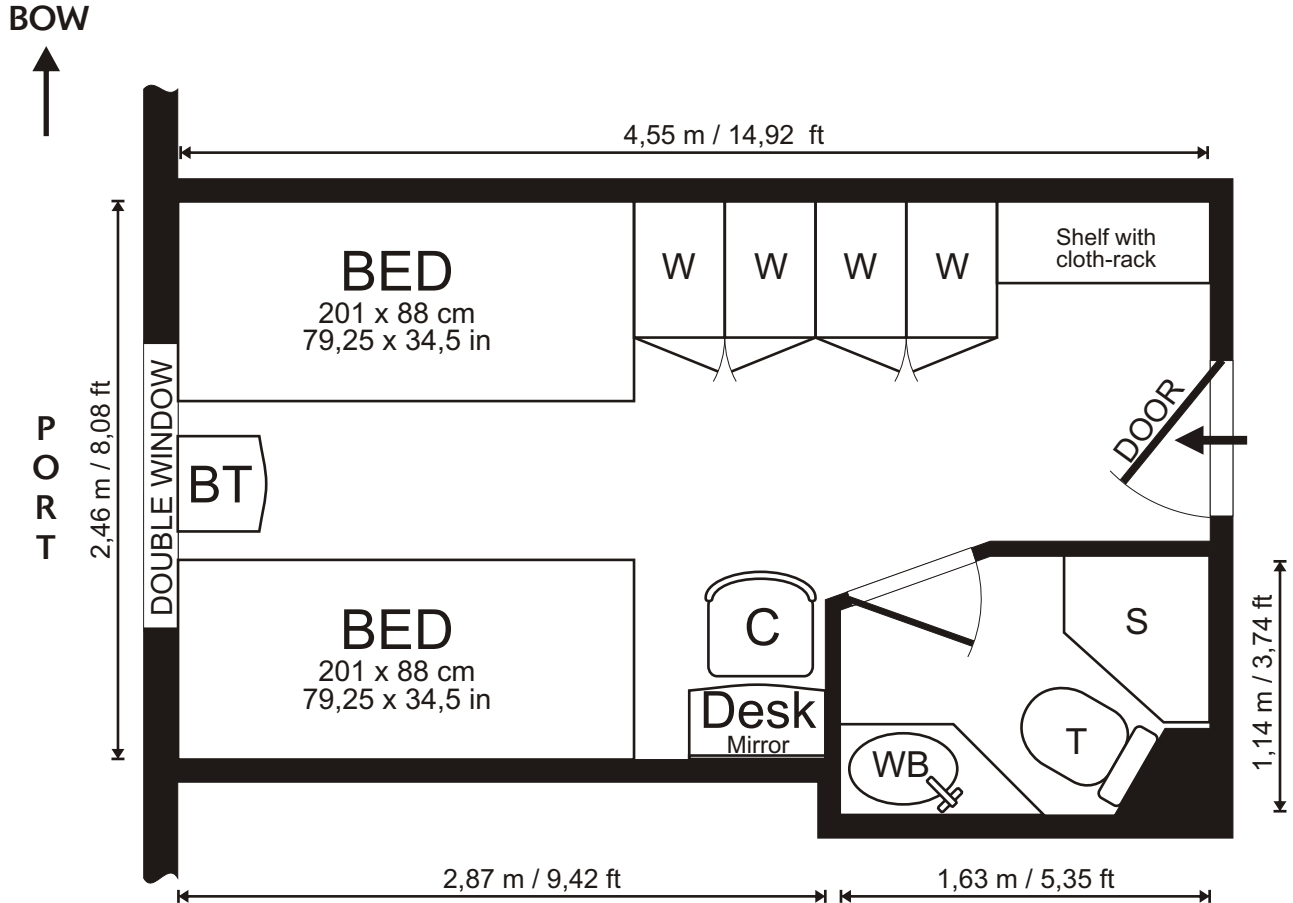
**Sizes:**

Total:	11,71 m <sup>2</sup> / 126,01 ft <sup>2</sup>
Cabin:	9,92 m <sup>2</sup> / 106,69 ft <sup>2</sup>
Bathroom:	1,79 m <sup>2</sup> / 19,32 ft <sup>2</sup>
Height of Cabin:	2,02 m / 6,63 ft

**PLEASE NOTE:** This drawing is not to scale and is intended as a general indication of the cabin layout. There may be some variation subject to deck and location. Measurements from Wall to Wall. Layout is subject to change by the owner.

M/V Clipper Adventurer  
**TWIN**  
 CABIN LAYOUT

Cabin:  
**224**  
 Main Deck



**Signs & Symbols**

W ..... Wardrobe (Hangers, Shelves)	C ..... Chair	WB ..... Wash Basin	T ..... Toilet (Vacuum System)
BT ..... Bedside Table	S ..... Shower		

**Cabin:**

Air Ventilation / Air Condition  
 2 Windows (1,3 x 0,9m / 50 x 35in)  
 Floor: Carpet  
 Electrical Outlets: 220 Volt / 50 Hz (European)  
 Desk  
 Hooks  
 4 Wardrobes (with storage drawers)  
 2 Lower Beds with Lights  
 Mirror with light Suitcase storage underneath the beds

**Bathroom:**

Shower  
 Washbasin  
 Hooks  
 Mirror  
 Vanity Shelves (2)  
 Toilet (Vacuum System)

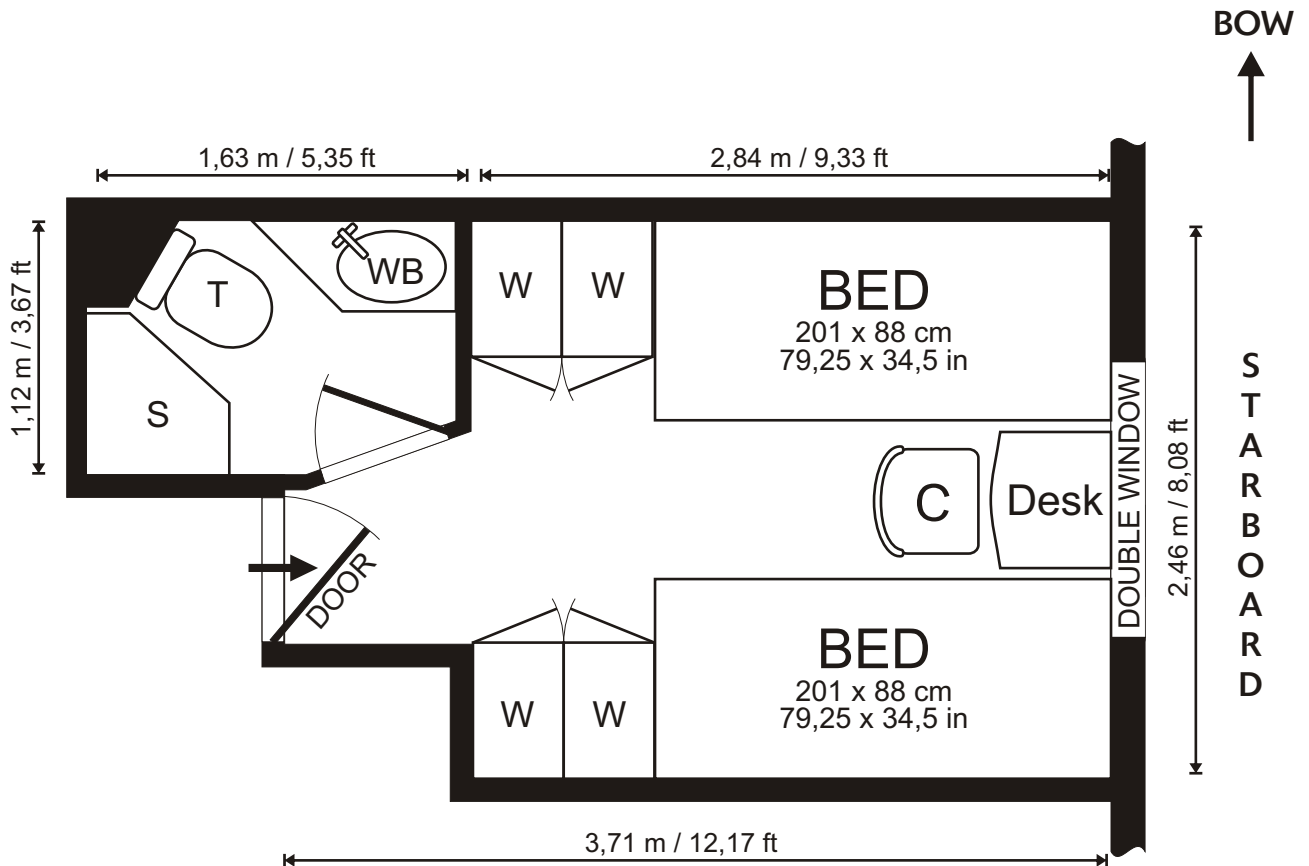
**Sizes:**

Total:	11,58 m <sup>2</sup> /	124,69 ft <sup>2</sup>
Cabin:	9,84 m <sup>2</sup> /	105,90 ft <sup>2</sup>
Bathroom:	1,74 m <sup>2</sup> /	18,79 ft <sup>2</sup>
Height of Cabin:	2,02 m /	6,63 ft

**PLEASE NOTE:** This drawing is not to scale and is intended as a general indication of the cabin layout. There may be some variation subject to deck and location. Measurements from Wall to Wall. Layout is subject to change by the owner.

M/V Clipper Adventurer  
**TWIN**  
 CABIN LAYOUT

Cabin:  
**225**  
 Main Deck



**Signs & Symbols**

W ..... Wardrobe (Hangers, Shelves)	C ..... Chair	WB ..... Wash Basin	T ..... Toilet (Vacuum System)
BT ..... Bedside Table	S ..... Shower		

**Cabin:**

Air Ventilation / Air Condition  
 2 Windows (1,3 x 0,9m / 50 x 35in)  
 Floor: Carpet  
 Electrical Outlets: 220 Volt / 50 Hz (European)  
 Desk  
 Hooks  
 4 Wardrobes (with storage drawers)  
 2 Lower Beds with Lights  
 Light Suitcase storage underneath the beds

**Bathroom:**

Shower  
 Washbasin  
 Hooks  
 Mirror  
 Vanity Shelves (2)  
 Toilet (Vacuum System)

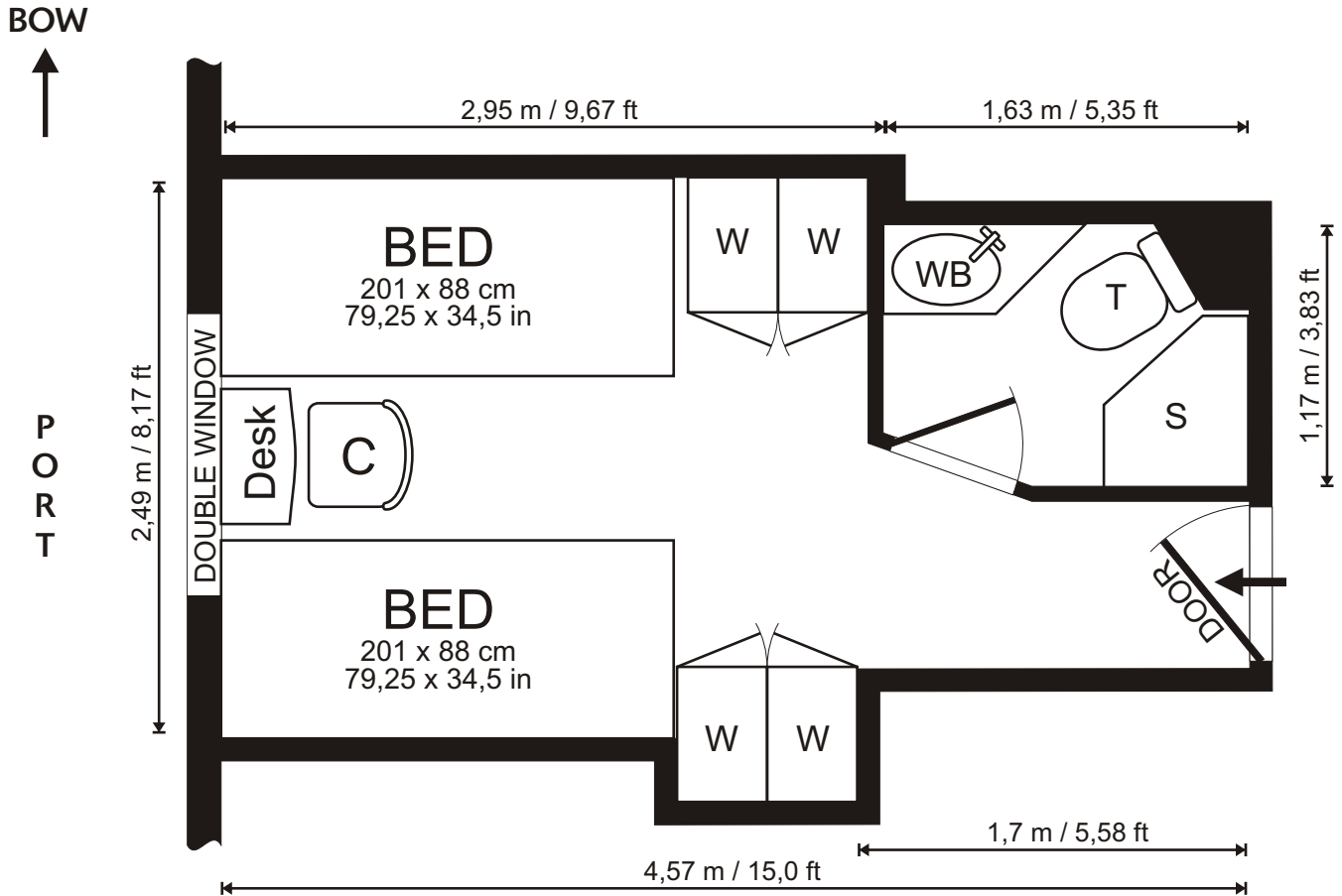
**Sizes:**

Total:	9,39 m <sup>2</sup> /	101,12 ft <sup>2</sup>
Cabin:	7,68 m <sup>2</sup> /	82,68 ft <sup>2</sup>
Bathroom:	1,71 m <sup>2</sup> /	18,44 ft <sup>2</sup>
Height of Cabin:	2,02 m /	6,63 ft

**PLEASE NOTE:** This drawing is not to scale and is intended as a general indication of the cabin layout. There may be some variation subject to deck and location. Measurements from Wall to Wall. Layout is subject to change by the owner.

M/V Clipper Adventurer  
**TWIN**  
 CABIN LAYOUT

Cabin:  
**226**  
 Main Deck



**Signs & Symbols**

W ..... Wardrobe (Hangers, Shelves)	C ..... Chair	WB ..... Wash Basin	T ..... Toilet (Vacuum System)
BT ..... Bedside Table	S ..... Shower		

**Cabin:**

Air Ventilation / Air Condition  
 2 Windows (1,3 x 0,9m / 50 x 35in)  
 Floor: Carpet  
 Electrical Outlets: 220 Volt / 50 Hz (European)  
 Desk  
 Hooks  
 4 Wardrobes (with storage drawers)  
 2 Lower Beds with Lights  
 Light Suitcase storage underneath the beds

**Bathroom:**

Shower  
 Washbasin  
 Hooks  
 Mirror  
 Vanity Shelves (2)  
 Toilet (Vacuum System)

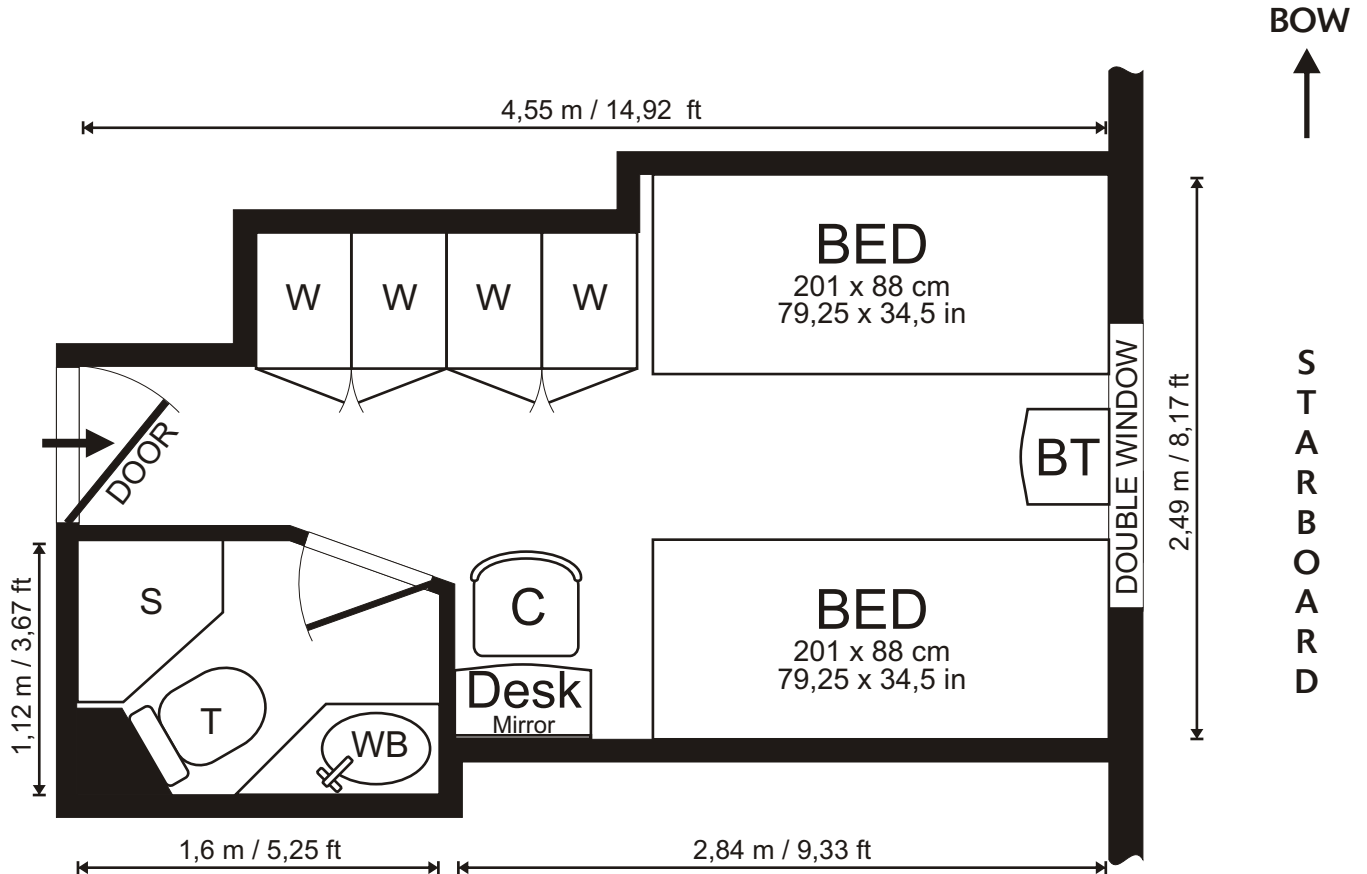
**Sizes:**

Total:	10,73 m <sup>2</sup> /	115,55 ft <sup>2</sup>
Cabin:	8,94 m <sup>2</sup> /	96,23 ft <sup>2</sup>
Bathroom:	1,79 m <sup>2</sup> /	19,32 ft <sup>2</sup>
Height of Cabin:	2,02 m /	6,63 ft

**PLEASE NOTE:** This drawing is not to scale and is intended as a general indication of the cabin layout. There may be some variation subject to deck and location. Measurements from Wall to Wall. Layout is subject to change by the owner.

M/V Clipper Adventurer  
**TWIN**  
 CABIN LAYOUT

Cabin:  
**227**  
 Main Deck



**Signs & Symbols**

W ..... Wardrobe (Hangers, Shelves)	C ..... Chair	WB ..... Wash Basin	T ..... Toilet (Vacuum System)
BT ..... Bedside Table	S ..... Shower		

**Cabin:**

Air Ventilation / Air Condition  
 2 Windows (1,3 x 0,9m / 50 x 35in)  
 Floor: Carpet  
 Electrical Outlets: 220 Volt / 50 Hz (European)  
 Desk  
 Hooks  
 4 Wardrobes (with storage drawers)  
 2 Lower Beds with Lights  
 Mirror with light Suitcase storage underneath the beds

**Bathroom:**

Shower  
 Washbasin  
 Hooks  
 Mirror  
 Vanity Shelves (2)  
 Toilet (Vacuum System)

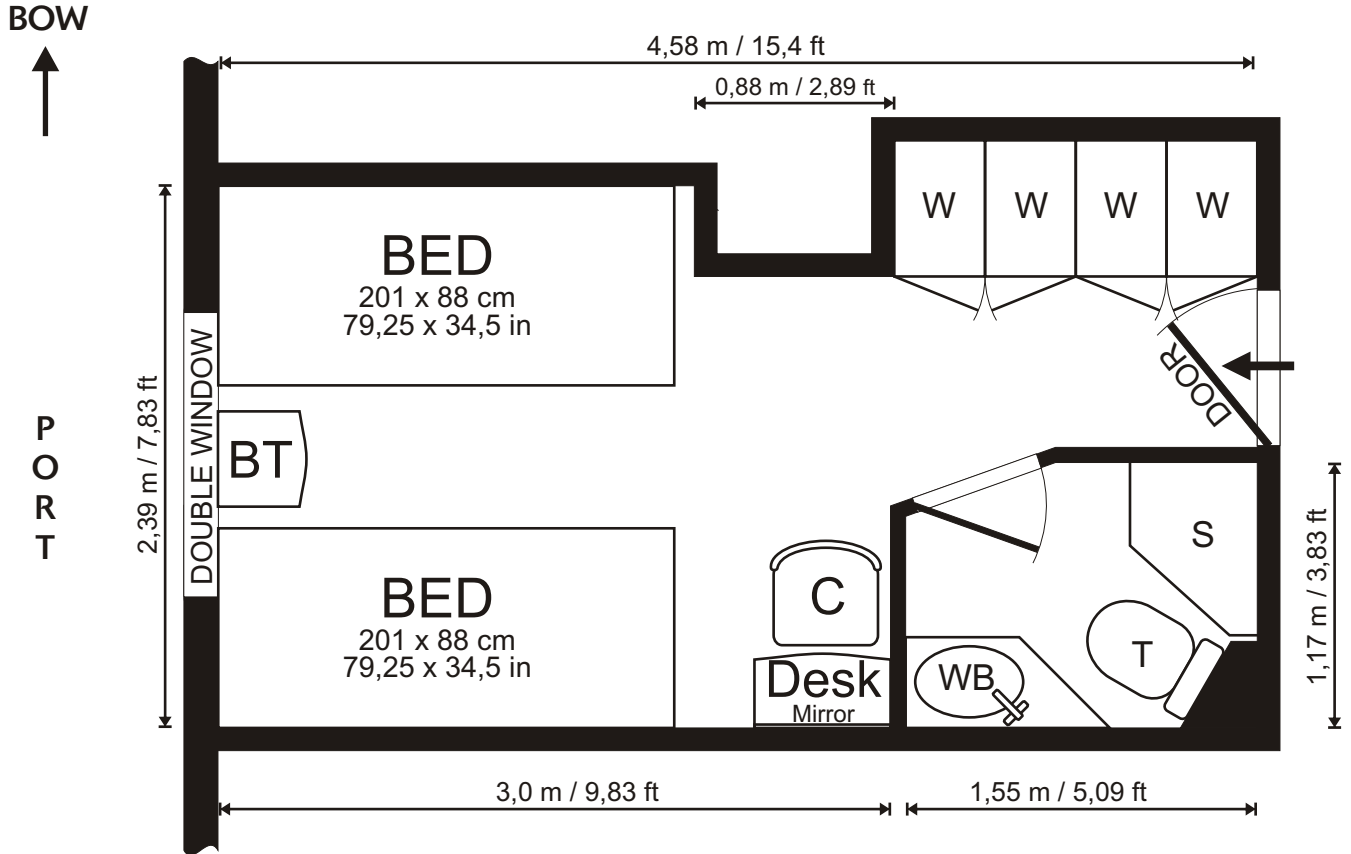
**Sizes:**

Total:	10,86 m <sup>2</sup> /	116,88 ft <sup>2</sup>
Cabin:	9,18 m <sup>2</sup> /	98,80 ft <sup>2</sup>
Bathroom:	1,68 m <sup>2</sup> /	18,08 ft <sup>2</sup>
Height of Cabin:	2,02 m /	6,63 ft

**PLEASE NOTE:** This drawing is not to scale and is intended as a general indication of the cabin layout. There may be some variation subject to deck and location. Measurements from Wall to Wall. Layout is subject to change by the owner.

M/V Clipper Adventurer  
**TWIN**  
 CABIN LAYOUT

Cabin:  
**228**  
 Main Deck



**Signs & Symbols**

W ..... Wardrobe (Hangers, Shelves)	C ..... Chair	WB ..... Wash Basin	T ..... Toilet (Vacuum System)
BT ..... Bedside Table	S ..... Shower		

**Cabin:**

Air Ventilation / Air Condition  
 2 Windows (1,3 x 0,9m / 50 x 35in)  
 Floor: Carpet  
 Electrical Outlets: 220 Volt / 50 Hz (European)  
 Desk  
 Hooks  
 4 Wardrobes (with storage drawers)  
 2 Lower Beds with Lights  
 Mirror with light Suitcase storage underneath the beds

**Bathroom:**

Shower  
 Washbasin  
 Hooks  
 Mirror  
 Vanity Shelves (2)  
 Toilet (Vacuum System)

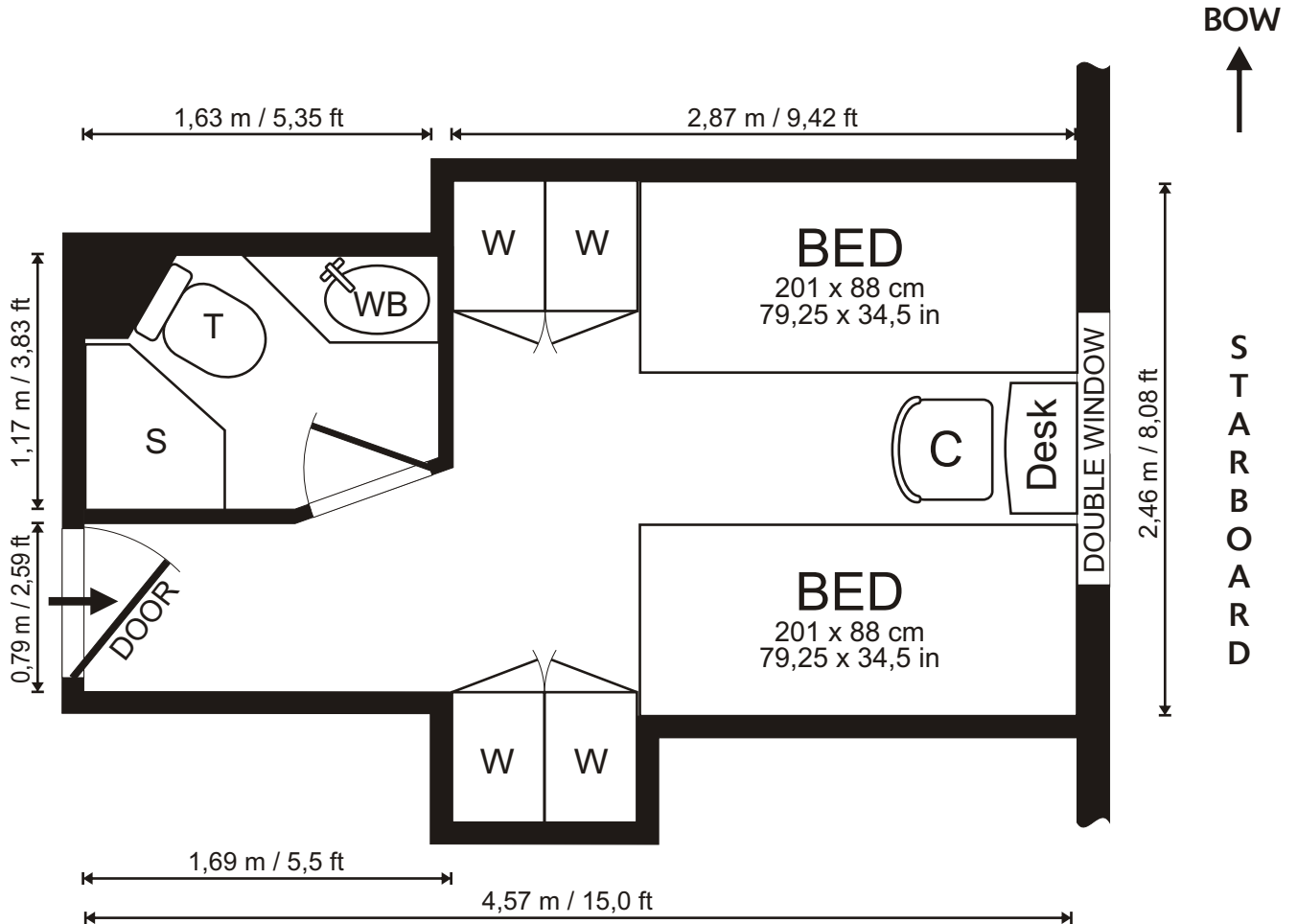
**Sizes:**

Total:	8,76 m <sup>2</sup> /	94,25 ft <sup>2</sup>
Cabin:	7,06 m <sup>2</sup> /	75,94 ft <sup>2</sup>
Bathroom:	1,70 m <sup>2</sup> /	18,31 ft <sup>2</sup>
Height of Cabin:	2,02 m /	6,63 ft

**PLEASE NOTE:** This drawing is not to scale and is intended as a general indication of the cabin layout. There may be some variation subject to deck and location. Measurements from Wall to Wall. Layout is subject to change by the owner.

M/V Clipper Adventurer  
**TWIN**  
 CABIN LAYOUT

Cabin:  
**229**  
 Main Deck



**Signs & Symbols**

W ..... Wardrobe (Hangers, Shelves)	C ..... Chair	WB ..... Wash Basin	T ..... Toilet (Vacuum System)
BT ..... Bedside Table	S ..... Shower		

**Cabin:**

Air Ventilation / Air Condition  
 2 Windows (1,3 x 0,9m / 50 x 35in)  
 Floor: Carpet  
 Electrical Outlets: 220 Volt / 50 Hz (European)  
 Desk  
 Hooks  
 4 Wardrobes (with storage drawers)  
 2 Lower Beds with Lights  
 Light Suitcase storage underneath the beds

**Bathroom:**

Shower  
 Washbasin  
 Hooks  
 Mirror  
 Vanity Shelves (2)  
 Toilet (Vacuum System)

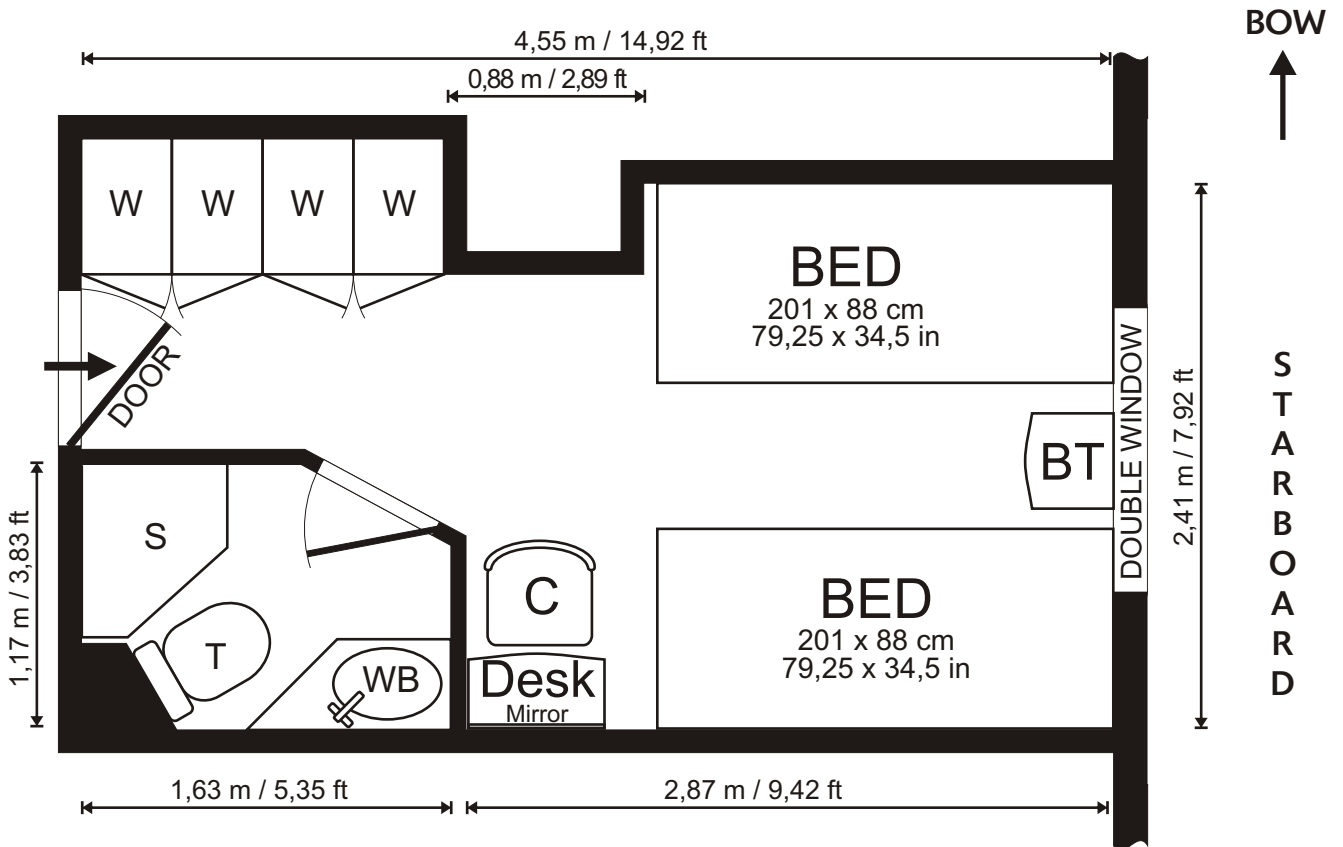
**Sizes:**

Total:	10,70 m <sup>2</sup> /	115,21 ft <sup>2</sup>
Cabin:	8,91 m <sup>2</sup> /	95,90 ft <sup>2</sup>
Bathroom:	1,79 m <sup>2</sup> /	19,32 ft <sup>2</sup>
Height of Cabin:	2,02 m /	6,63 ft

**PLEASE NOTE:** This drawing is not to scale and is intended as a general indication of the cabin layout. There may be some variation subject to deck and location. Measurements from Wall to Wall. Layout is subject to change by the owner.

M/V Clipper Adventurer  
**TWIN**  
 CABIN LAYOUT

Cabin:  
**231**  
 Main Deck



**Signs & Symbols**

W ..... Wardrobe (Hangers, Shelves)	C ..... Chair	WB ..... Wash Basin	T ..... Toilet (Vacuum System)
BT ..... Bedside Table	S ..... Shower		

**Cabin:**

Air Ventilation / Air Condition  
 2 Windows (1,3 x 0,9m / 50 x 35in)  
 Floor: Carpet  
 Electrical Outlets: 220 Volt / 50 Hz (European)  
 Desk  
 Hooks  
 4 Wardrobes (with storage drawers)  
 2 Lower Beds with Lights  
 Mirror with light Suitcase storage underneath the beds

**Bathroom:**

Shower  
 Washbasin  
 Hooks  
 Mirror  
 Vanity Shelves (2)  
 Toilet (Vacuum System)

**Sizes:**

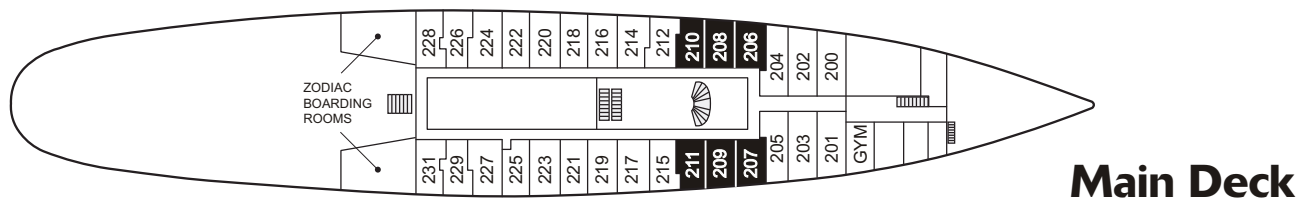

Total:	14,90 m <sup>2</sup> /	160,43 ft <sup>2</sup>
Cabin:	13,11 m <sup>2</sup> /	141,11 ft <sup>2</sup>
Bathroom:	1,79 m <sup>2</sup> /	19,32 ft <sup>2</sup>
Height of Cabin:	2,02 m /	6,63 ft

**PLEASE NOTE:** This drawing is not to scale and is intended as a general indication of the cabin layout. There may be some variation subject to deck and location. Measurements from Wall to Wall. Layout is subject to change by the owner.

# M/V Clipper Adventurer

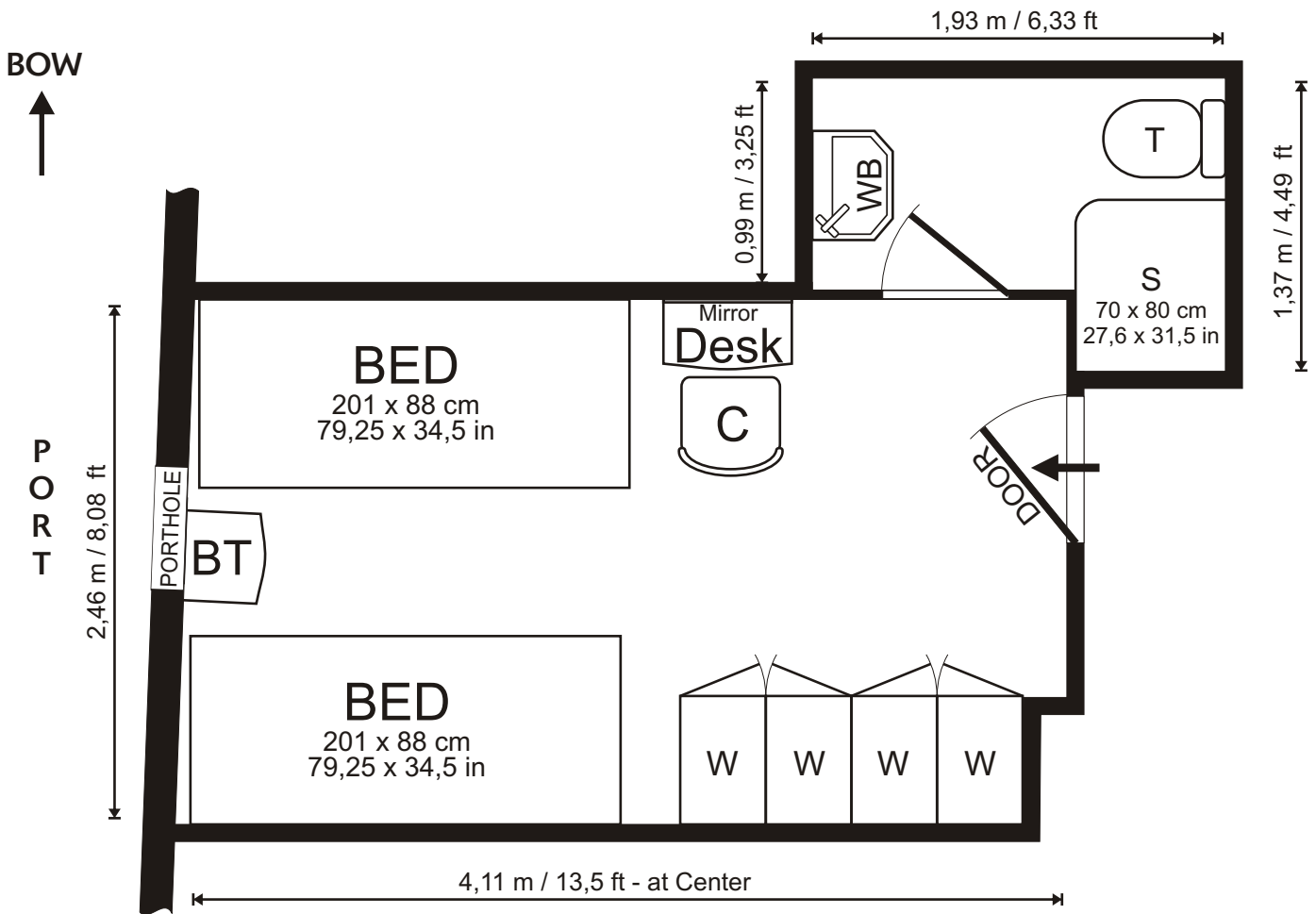
# TWIN (1 Porthole) Main Deck

## CABIN LAYOUT



M/V Clipper Adventurer  
**TWIN**  
 CABIN LAYOUT

Cabin:  
**206**  
 Main Deck



**Signs & Symbols**

W ..... Wardrobe (Hangers, Shelves)	C ..... Chair	WB ..... Wash Basin	T ..... Toilet (Vacuum System)
BT ..... Bedside Table	S ..... Shower		

**Cabin:**

Air Ventilation / Air Condition  
 1 Porthole (30 cm / 12 in)  
 Floor: Carpet  
 Electrical Outlets: 220 Volt / 50 Hz (European)  
 Desk  
 Hooks  
 4 Wardrobes (with storage drawers)  
 2 Lower Beds with Lights  
 Mirror with light Suitcase storage underneath the beds

**Bathroom:**

Shower  
 Washbasin  
 Hooks  
 Mirror  
 Vanity Shelves (2)  
 Toilet (Vacuum System)

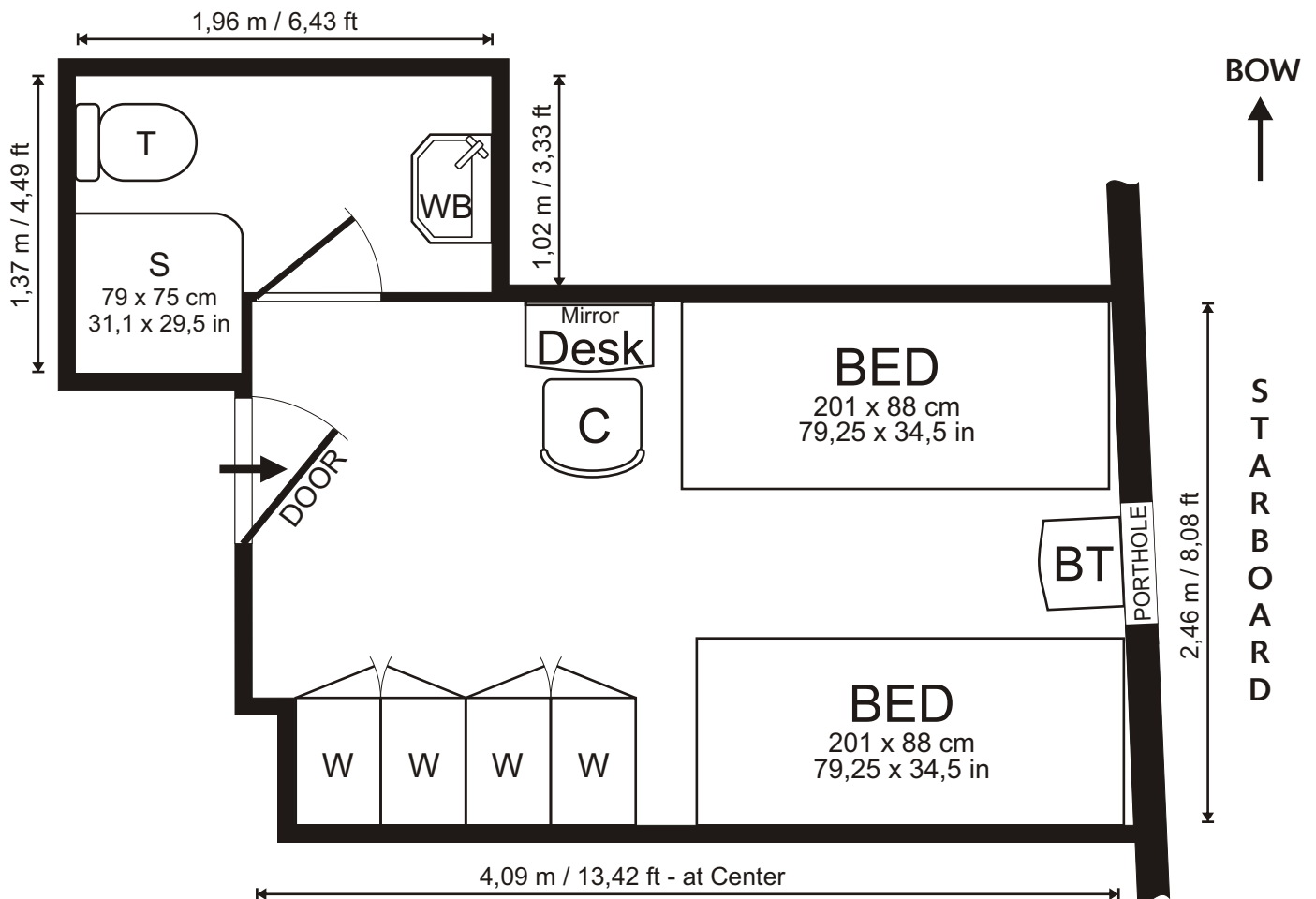
**Sizes:**

Total:	12,17 m <sup>2</sup> / 130,97 ft <sup>2</sup>
Cabin:	9,99 m <sup>2</sup> / 107,54 ft <sup>2</sup>
Bathroom:	2,18 m <sup>2</sup> / 23,43 ft <sup>2</sup>
Height of Cabin:	2,02 m / 6,63 ft

**PLEASE NOTE:** This drawing is not to scale and is intended as a general indication of the cabin layout. There may be some variation subject to deck and location. Measurements from Wall to Wall. Layout is subject to change by the owner.

M/V Clipper Adventurer  
**TWIN**  
 CABIN LAYOUT

Cabin:  
**207**  
 Main Deck



**Signs & Symbols**

W ..... Wardrobe (Hangers, Shelves)	C ..... Chair	WB ..... Wash Basin	T ..... Toilet (Vacuum System)
BT ..... Bedside Table	S ..... Shower		

**Cabin:**

Air Ventilation / Air Condition  
 1 Porthole (30 cm / 12 in)  
 Floor: Carpet  
 Electrical Outlets: 220 Volt / 50 Hz (European)  
 Desk  
 Hooks  
 4 Wardrobes (with storage drawers)  
 2 Lower Beds with Lights  
 Mirror with light Suitcase storage underneath the beds

**Bathroom:**

Shower  
 Washbasin  
 Hooks  
 Mirror  
 Vanity Shelves (2)  
 Toilet (Vacuum System)

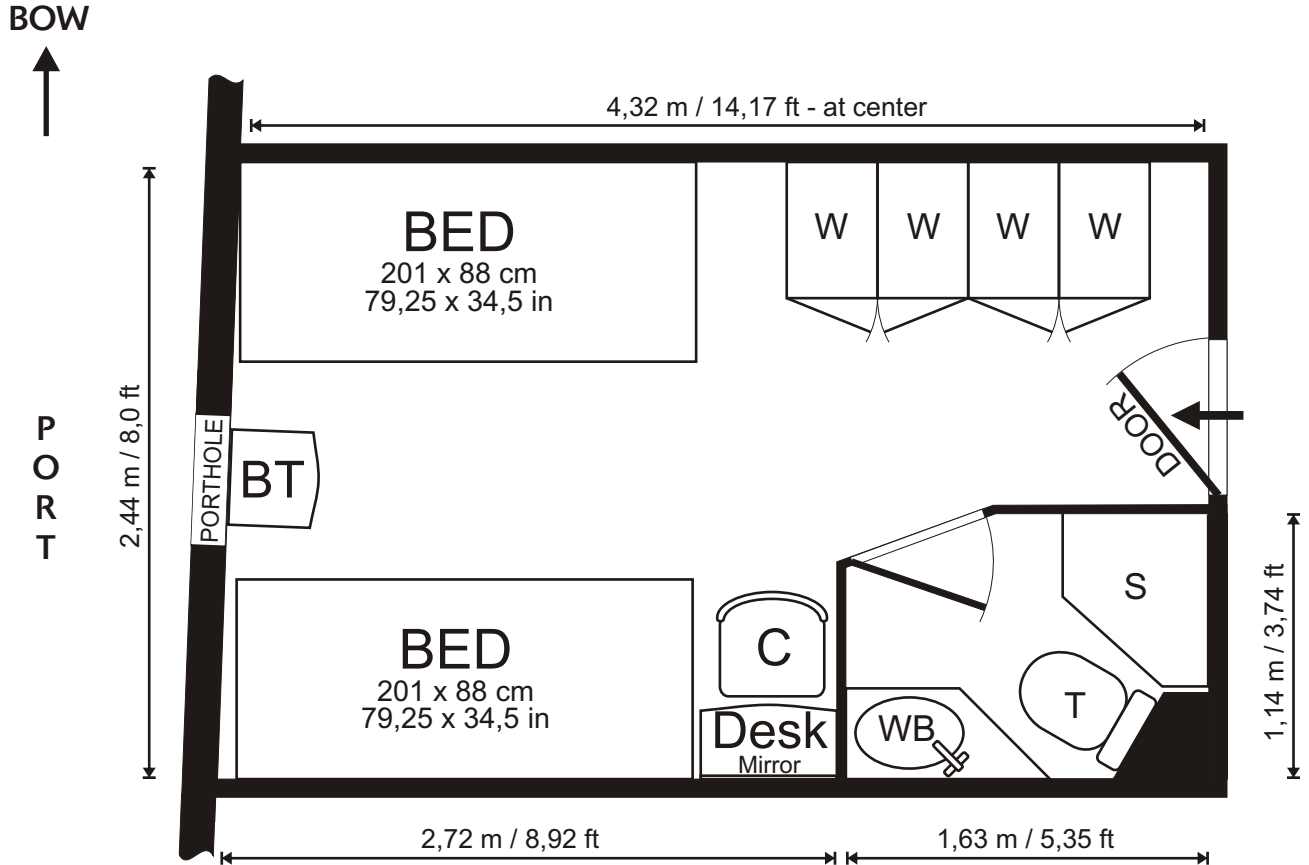
**Sizes:**

Total:	12,24 m <sup>2</sup> /	131,76 ft <sup>2</sup>
Cabin:	9,94 m <sup>2</sup> /	107,01 ft <sup>2</sup>
Bathroom:	2,30 m <sup>2</sup> /	24,75 ft <sup>2</sup>
Height of Cabin:	2,02 m /	6,63 ft

**PLEASE NOTE:** This drawing is not to scale and is intended as a general indication of the cabin layout. There may be some variation subject to deck and location. Measurements from Wall to Wall. Layout is subject to change by the owner.

M/V Clipper Adventurer  
**TWIN**  
 CABIN LAYOUT

Cabin:  
**208**  
 Main Deck



**Signs & Symbols**

W ..... Wardrobe (Hangers, Shelves)	C ..... Chair	WB ..... Wash Basin	T ..... Toilet (Vacuum System)
BT ..... Bedside Table	S ..... Shower		

**Cabin:**

Air Ventilation / Air Condition  
 1 Porthole (30 cm / 12 in)  
 Floor: Carpet  
 Electrical Outlets: 220 Volt / 50 Hz (European)  
 Desk  
 Hooks  
 4 Wardrobes (with storage drawers)  
 2 Lower Beds with Lights  
 Mirror with light Suitcase storage underneath the beds

**Bathroom:**

Shower  
 Washbasin  
 Hooks  
 Mirror  
 Vanity Shelves (2)  
 Toilet (Vacuum System)

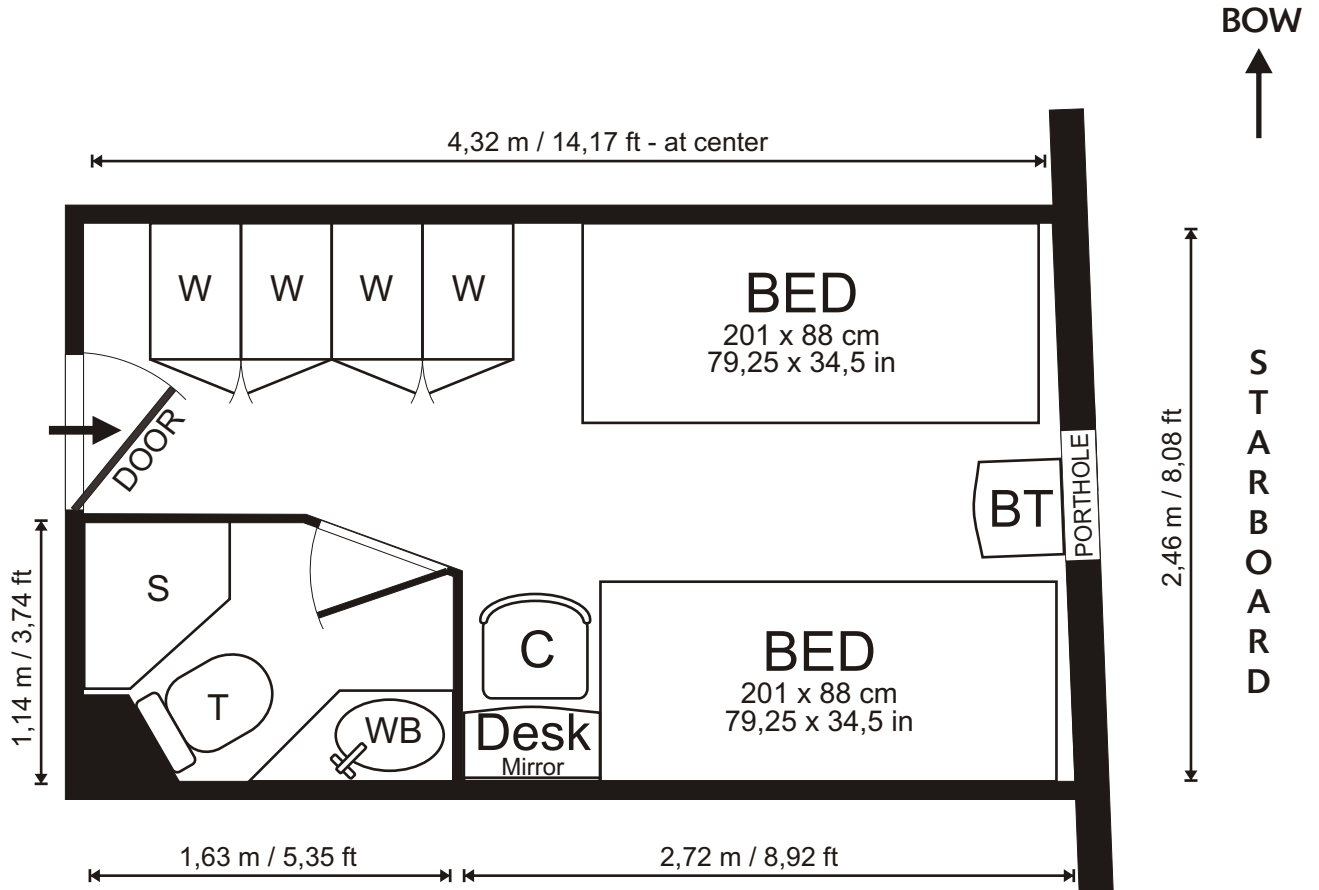
**Sizes:**

Total:	10,54 m <sup>2</sup> /	113,46 ft <sup>2</sup>
Cabin:	8,80 m <sup>2</sup> /	94,67 ft <sup>2</sup>
Bathroom:	1,74 m <sup>2</sup> /	18,79 ft <sup>2</sup>
Height of Cabin:	2,02 m /	6,63 ft

**PLEASE NOTE:** This drawing is not to scale and is intended as a general indication of the cabin layout. There may be some variation subject to deck and location. Measurements from Wall to Wall. Layout is subject to change by the owner.

M/V Clipper Adventurer  
**TWIN**  
 CABIN LAYOUT

Cabin:  
**209**  
 Main Deck



**Signs & Symbols**

W ..... Wardrobe (Hangers, Shelves)	C ..... Chair	WB ..... Wash Basin	T ..... Toilet (Vacuum System)
BT ..... Bedside Table	S ..... Shower		

**Cabin:**

Air Ventilation / Air Condition  
 1 Porthole (30 cm / 12 in)  
 Floor: Carpet  
 Electrical Outlets: 220 Volt / 50 Hz (European)  
 Desk  
 Hooks  
 4 Wardrobes (with storage drawers)  
 2 Lower Beds with Lights  
 Mirror with light Suitcase storage underneath the beds

**Bathroom:**

Shower  
 Washbasin  
 Hooks  
 Mirror  
 Vanity Shelves (2)  
 Toilet (Vacuum System)

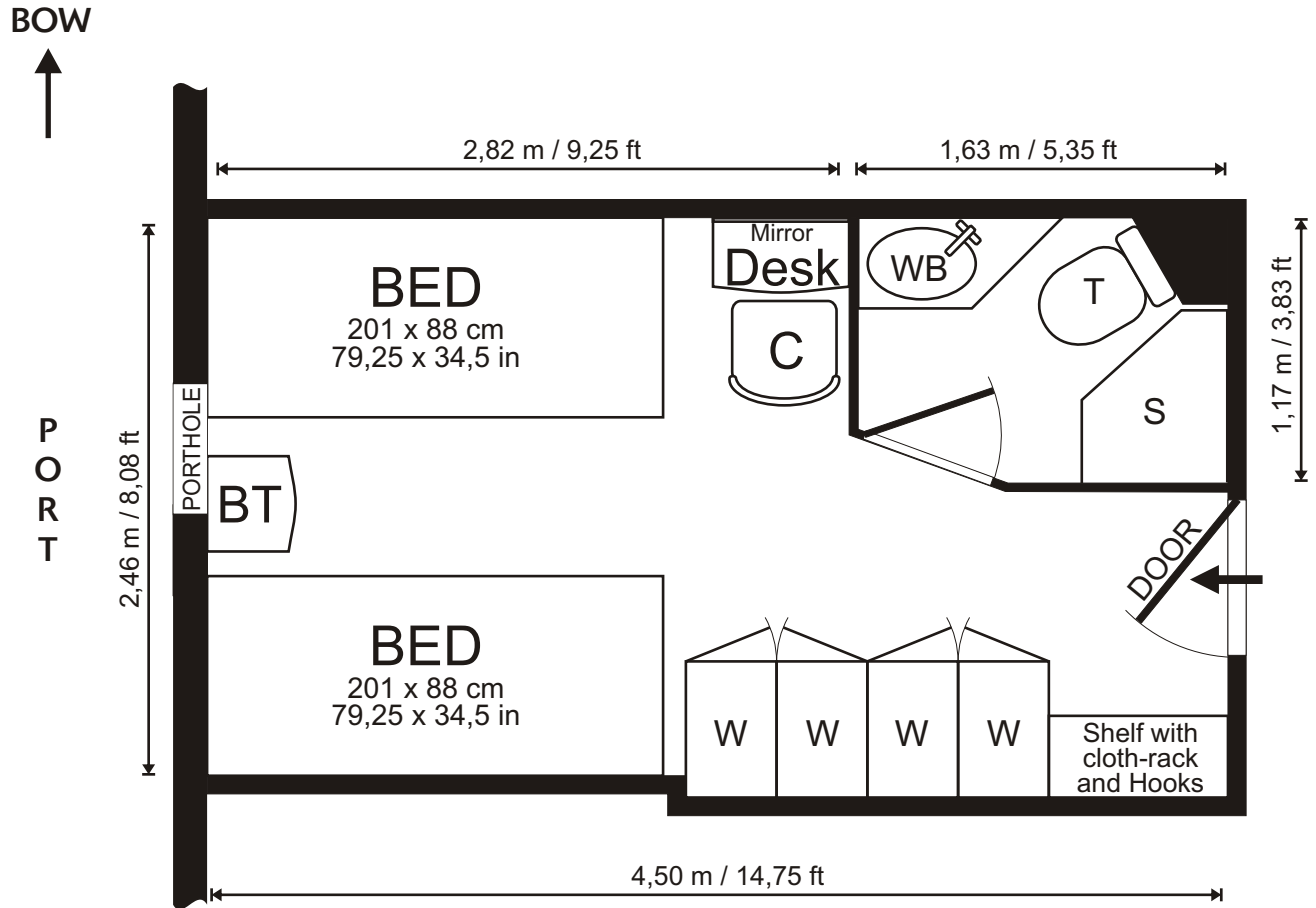
**Sizes:**

Total:	10,68 m <sup>2</sup> /	114,92 ft <sup>2</sup>
Cabin:	8,93 m <sup>2</sup> /	96,13 ft <sup>2</sup>
Bathroom:	1,75 m <sup>2</sup> /	18,79 ft <sup>2</sup>
Height of Cabin:	2,02 m /	6,63 ft

**PLEASE NOTE:** This drawing is not to scale and is intended as a general indication of the cabin layout. There may be some variation subject to deck and location. Measurements from Wall to Wall. Layout is subject to change by the owner.

M/V Clipper Adventurer  
**TWIN**  
 CABIN LAYOUT

Cabin:  
**210**  
 Main Deck



**Signs & Symbols**

W ..... Wardrobe (Hangers, Shelves)	C ..... Chair	WB ..... Wash Basin	T ..... Toilet (Vacuum System)
BT ..... Bedside Table	S ..... Shower		

**Cabin:**

Air Ventilation / Air Condition  
 1 Porthole (30 cm / 12 in)  
 Floor: Carpet  
 Electrical Outlets: 220 Volt / 50 Hz (European)  
 Desk  
 Hooks  
 4 Wardrobes (with storage drawers)  
 2 Lower Beds with Lights  
 Mirror with light Suitcase storage underneath the beds

**Bathroom:**

Shower  
 Washbasin  
 Hooks  
 Mirror  
 Vanity Shelves (2)  
 Toilet (Vacuum System)

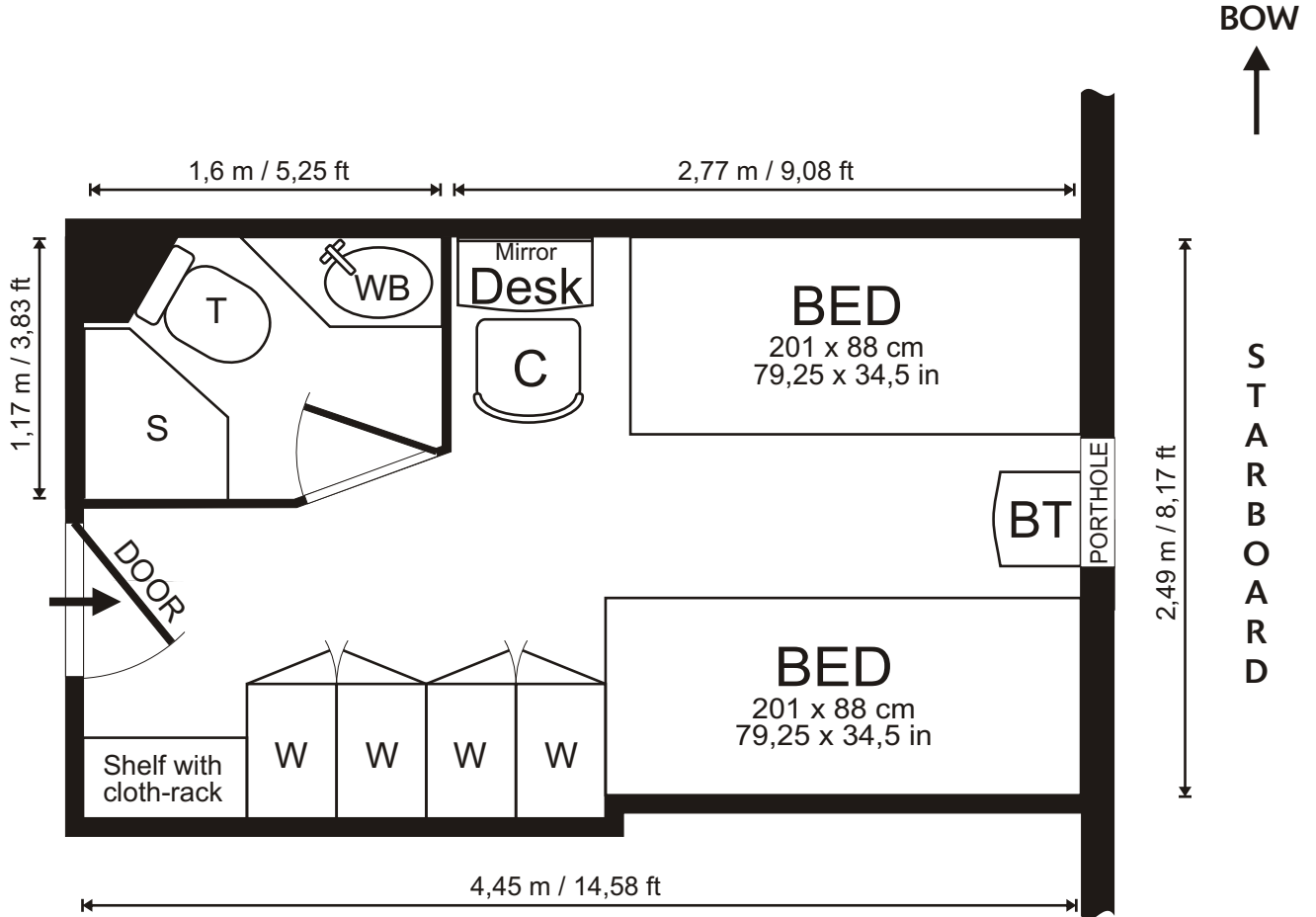
**Sizes:**

Total:	11,31 m <sup>2</sup> / 121,73 ft <sup>2</sup>
Cabin:	9,52 m <sup>2</sup> / 102,41 ft <sup>2</sup>
Bathroom:	1,79 m <sup>2</sup> / 19,32 ft <sup>2</sup>
Height of Cabin:	2,02 m / 6,63 ft

**PLEASE NOTE:** This drawing is not to scale and is intended as a general indication of the cabin layout. There may be some variation subject to deck and location. Measurements from Wall to Wall. Layout is subject to change by the owner.

M/V Clipper Adventurer  
**TWIN**  
 CABIN LAYOUT

Cabin:  
**211**  
 Main Deck



**Signs & Symbols**

W ..... Wardrobe (Hangers, Shelves)	C ..... Chair	WB ..... Wash Basin	T ..... Toilet (Vacuum System)
BT ..... Bedside Table	S ..... Shower		

**Cabin:**

Air Ventilation / Air Condition  
 1 Porthole (30 cm / 12 in)  
 Floor: Carpet  
 Electrical Outlets: 220 Volt / 50 Hz (European)  
 Desk  
 Hooks  
 4 Wardrobes (with storage drawers)  
 2 Lower Beds with Lights  
 Mirror with light Suitcase storage underneath the beds

**Bathroom:**

Shower  
 Washbasin  
 Hooks  
 Mirror  
 Vanity Shelves (2)  
 Toilet (Vacuum System)

**Sizes:**

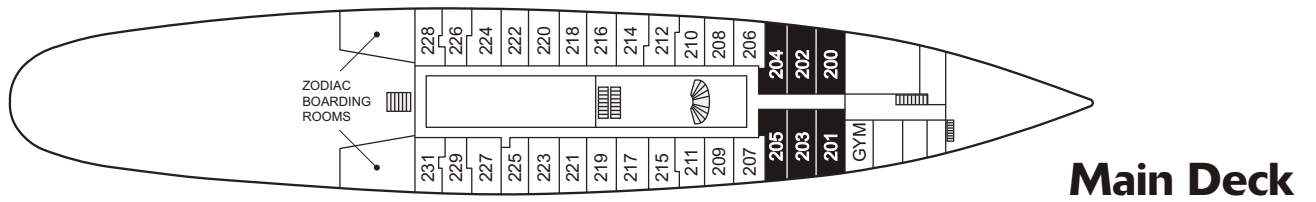
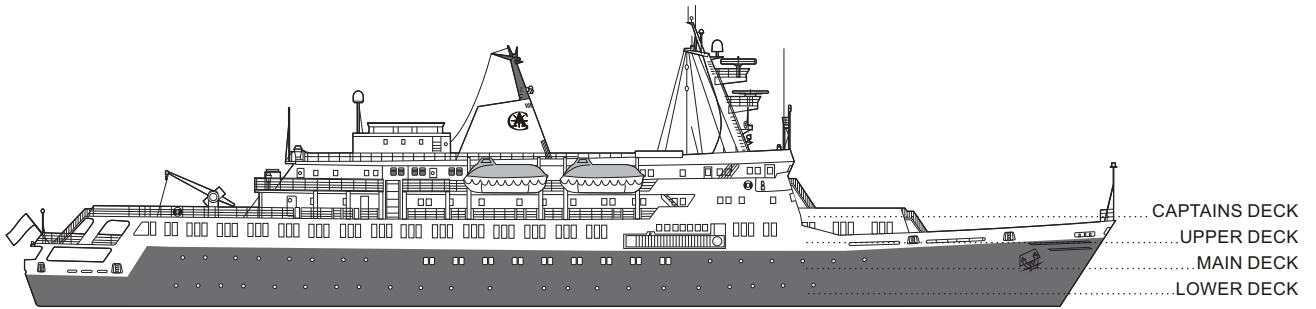
Total:	11,31 m <sup>2</sup> / 121,78 ft <sup>2</sup>
Cabin:	9,57 m <sup>2</sup> / 102,99 ft <sup>2</sup>
Bathroom:	1,74 m <sup>2</sup> / 18,79 ft <sup>2</sup>
Height of Cabin:	2,02 m / 6,63 ft

**PLEASE NOTE:** This drawing is not to scale and is intended as a general indication of the cabin layout. There may be some variation subject to deck and location. Measurements from Wall to Wall. Layout is subject to change by the owner.

M/V Clipper Adventurer

# TRIPLE (1 Porthole) Main Deck

## CABIN LAYOUT



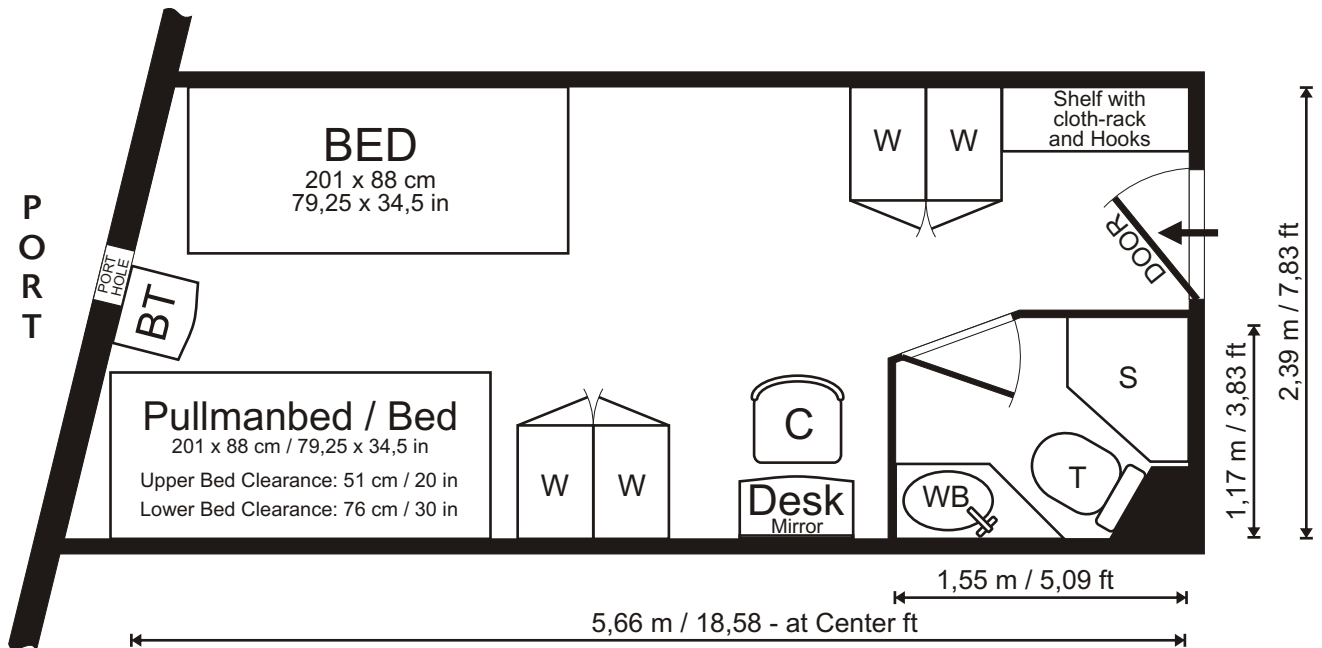
# M/V Clipper Adventurer

# TRIPLE

## CABIN LAYOUT

Cabin:  
**200**  
 Main Deck

BOW  
 ↑



### Signs & Symbols

W ..... Wardrobe (Hangers, Shelves)	C ..... Chair	WB ..... Wash Basin	T ..... Toilet (Vacuum System)
BT ..... Bedside Table	S ..... Shower		

### Cabin:

Air Ventilation / Air Condition  
 1 Porthole (30 cm / 12 in)  
 Floor: Carpet  
 Electrical Outlets: 220 Volt / 50 Hz (European)  
 Desk  
 Hooks  
 4 Wardrobes (with storage drawers)  
 1 Upper Bed with Light  
 2 Lower Beds with Lights  
 Mirror with light Suitcase storage underneath the beds

### Bathroom:

Shower  
 Washbasin  
 Hooks  
 Mirror  
 Vanity Shelves (2)  
 Toilet (Vacuum System)

### Sizes:

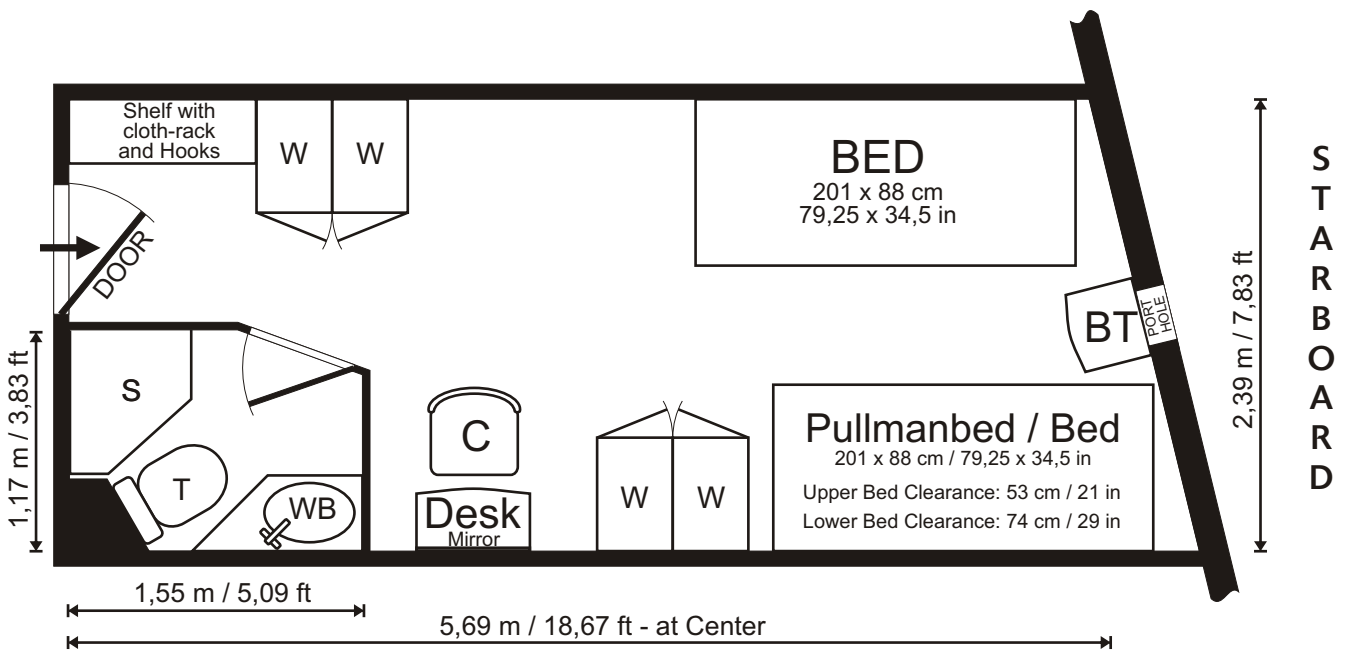
Total:	13,53 m <sup>2</sup> /	145,61 ft <sup>2</sup>
Cabin:	11,83 m <sup>2</sup> /	127,30 ft <sup>2</sup>
Bathroom:	1,70 m <sup>2</sup> /	18,31 ft <sup>2</sup>
Height of Cabin:	2,02 m /	6,63 ft

**PLEASE NOTE:** This drawing is not to scale and is intended as a general indication of the cabin layout. There may be some variation subject to deck and location. Measurements from Wall to Wall. Layout is subject to change by the owner.

M/V Clipper Adventurer  
**TRIPLE**  
 CABIN LAYOUT

Cabin:  
**201**  
 Main Deck

BOW  
 ↑



**Signs & Symbols**

W ..... Wardrobe (Hangers, Shelves)	C ..... Chair	WB ..... Wash Basin	T ..... Toilet (Vacuum System)
BT ..... Bedside Table	S ..... Shower		

**Cabin:**

Air Ventilation / Air Condition  
 1 Porthole (30 cm / 12 in)  
 Floor: Carpet  
 Electrical Outlets: 220 Volt / 50 Hz (European)  
 Desk  
 Hooks  
 4 Wardrobes (with storage drawers)  
 1 Upper Bed with Light  
 2 Lower Beds with Lights  
 Mirror with light Suitcase storage underneath the beds

**Bathroom:**

Shower  
 Washbasin  
 Hooks  
 Mirror  
 Vanity Shelves (2)  
 Toilet (Vacuum System)

**Sizes:**

Total:	13,60 m <sup>2</sup> /	146,38 ft <sup>2</sup>
Cabin:	11,90 m <sup>2</sup> /	128,07 ft <sup>2</sup>
Bathroom:	1,70 m <sup>2</sup> /	18,31 ft <sup>2</sup>
Height of Cabin:	2,02 m /	6,63 ft

**PLEASE NOTE:** This drawing is not to scale and is intended as a general indication of the cabin layout. There may be some variation subject to deck and location. Measurements from Wall to Wall. Layout is subject to change by the owner.

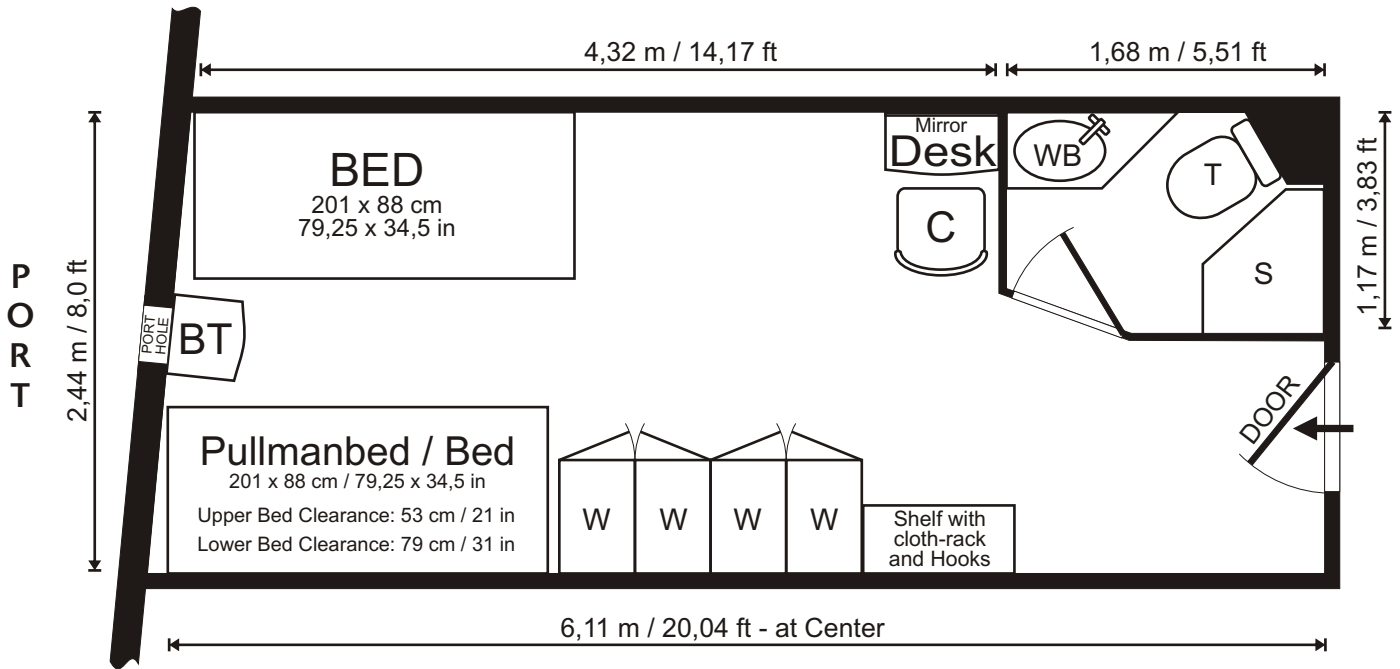
# M/V Clipper Adventurer

# TRIPLE

## CABIN LAYOUT

Cabin:  
**202**  
Main Deck

BOW  
↑



### Signs & Symbols

W ..... Wardrobe (Hangers, Shelves)	C ..... Chair	WB ..... Wash Basin	T ..... Toilet (Vacuum System)
BT ..... Bedside Table	S ..... Shower		

### Cabin:

Air Ventilation / Air Condition  
1 Porthole (30 cm / 12 in)  
Floor: Carpet  
Electrical Outlets: 220 Volt / 50 Hz (European)  
Desk  
Hooks  
4 Wardrobes (with storage drawers)  
1 Upper Bed with Light  
2 Lower Beds with Lights  
Mirror with light Suitcase storage underneath the beds

### Bathroom:

Shower  
Washbasin  
Hooks  
Mirror  
Vanity Shelves (2)  
Toilet (Vacuum System)

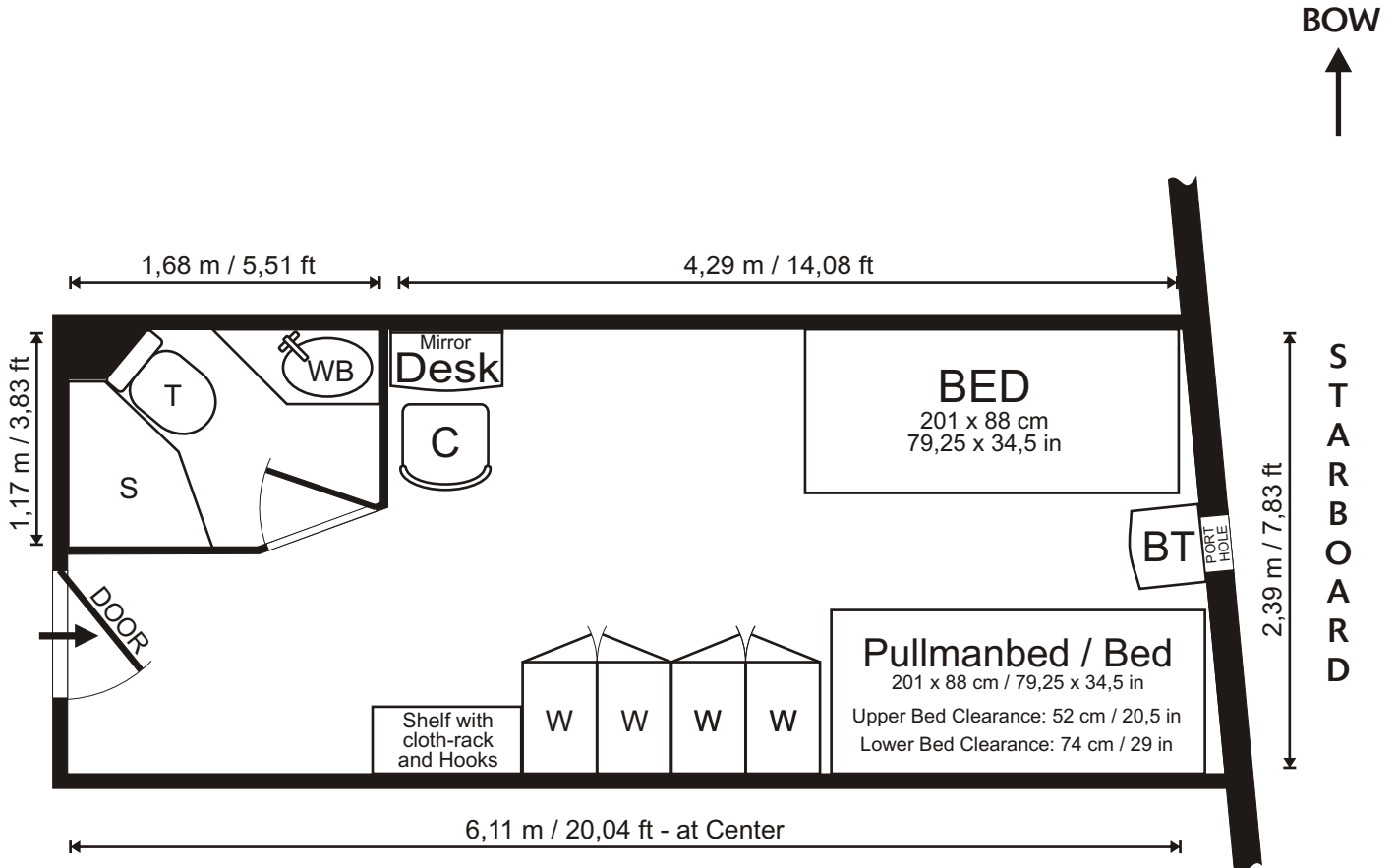
### Sizes:

Total:	14,91 m <sup>2</sup> / 160,47 ft <sup>2</sup>
Cabin:	13,06 m <sup>2</sup> / 140,53 ft <sup>2</sup>
Bathroom:	1,85 m <sup>2</sup> / 19,95 ft <sup>2</sup>
Height of Cabin:	2,02 m / 6,63 ft

**PLEASE NOTE:** This drawing is not to scale and is intended as a general indication of the cabin layout. There may be some variation subject to deck and location. Measurements from Wall to Wall. Layout is subject to change by the owner.

M/V Clipper Adventurer  
**TRIPLE**  
 CABIN LAYOUT

Cabin:  
**203**  
 Main Deck



**Signs & Symbols**

W ..... Wardrobe (Hangers, Shelves)	C ..... Chair	WB ..... Wash Basin	T ..... Toilet (Vacuum System)
BT ..... Bedside Table	S ..... Shower		

**Cabin:**

Air Ventilation / Air Condition  
 1 Porthole (30 cm / 12 in)  
 Floor: Carpet  
 Electrical Outlets: 220 Volt / 50 Hz (European)  
 Desk  
 Hooks  
 4 Wardrobes (with storage drawers)  
 1 Upper Bed with Light  
 2 Lower Beds with Lights  
 Mirror with light Suitcase storage underneath the beds

**Bathroom:**

Shower  
 Washbasin  
 Hooks  
 Mirror  
 Vanity Shelves (2)  
 Toilet (Vacuum System)

**Sizes:**

Total:	14,60 m <sup>2</sup> /	157,18 ft <sup>2</sup>
Cabin:	12,75 m <sup>2</sup> /	137,24 ft <sup>2</sup>
Bathroom:	1,85 m <sup>2</sup> /	19,95 ft <sup>2</sup>
Height of Cabin:	2,02 m /	6,63 ft

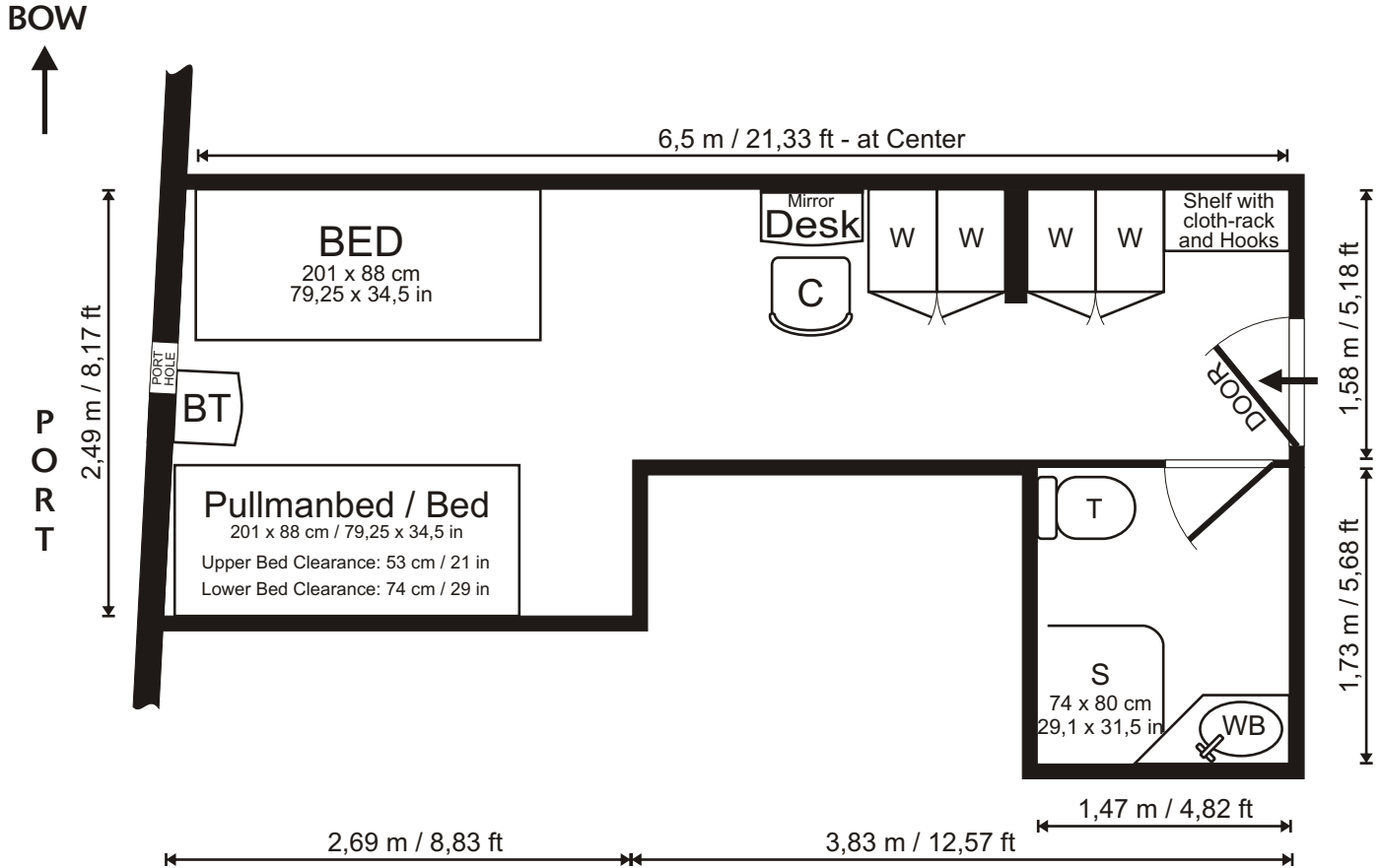
**PLEASE NOTE:** This drawing is not to scale and is intended as a general indication of the cabin layout. There may be some variation subject to deck and location. Measurements from Wall to Wall. Layout is subject to change by the owner.

# M/V Clipper Adventurer

# TRIPLE

## CABIN LAYOUT

Cabin:  
**204**  
Main Deck



### Signs & Symbols

W ..... Wardrobe (Hangers, Shelves)	C ..... Chair	WB ..... Wash Basin	T ..... Toilet (Vacuum System)
BT ..... Bedside Table	S ..... Shower		

### Cabin:

Air Ventilation / Air Condition  
 1 Porthole (30 cm / 12 in)  
 Floor: Carpet  
 Electrical Outlets: 220 Volt / 50 Hz (European)  
 Desk  
 Hooks  
 4 Wardrobes (with storage drawers)  
 1 Upper Bed with Light  
 2 Lower Beds with Lights  
 Mirror with light Suitcase storage underneath the beds

### Bathroom:

Shower  
 Washbasin  
 Hooks  
 Mirror  
 Vanity Shelves (2)  
 Toilet (Vacuum System)

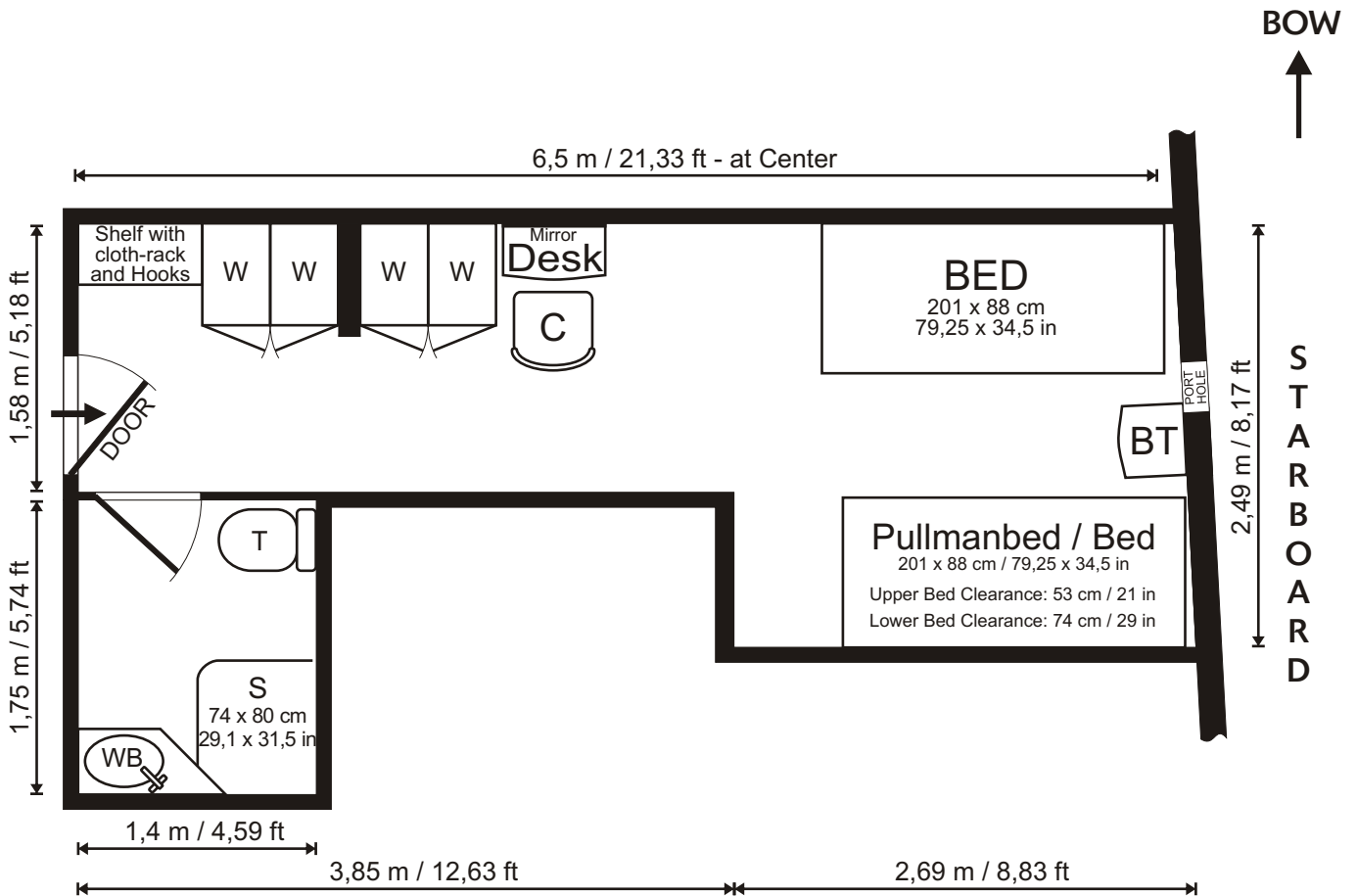
### Sizes:

Total:	15,22 m <sup>2</sup> /	163,85 ft <sup>2</sup>
Cabin:	12,68 m <sup>2</sup> /	136,48 ft <sup>2</sup>
Bathroom:	2,54 m <sup>2</sup> /	27,37 ft <sup>2</sup>
Height of Cabin:	2,02 m /	6,63 ft

**PLEASE NOTE:** This drawing is not to scale and is intended as a general indication of the cabin layout. There may be some variation subject to deck and location. Measurements from Wall to Wall. Layout is subject to change by the owner.

M/V Clipper Adventurer  
**TRIPLE**  
 CABIN LAYOUT

Cabin:  
**205**  
 Main Deck



**Signs & Symbols**

W ..... Wardrobe (Hangers, Shelves)	C ..... Chair	WB ..... Wash Basin	T ..... Toilet (Vacuum System)
BT ..... Bedside Table	S ..... Shower		

**Cabin:**

- Air Ventilation / Air Condition
- 1 Porthole (30 cm / 12 in)
- Floor: Carpet
- Electrical Outlets: 220 Volt / 50 Hz (European)
- Desk
- Hooks
- 4 Wardrobes (with storage drawers)
- 1 Upper Bed with Light
- 2 Lower Beds with Lights
- Mirror with light Suitcase storage underneath the beds

**Bathroom:**

- Shower
- Washbasin
- Hooks
- Mirror
- Vanity Shelves (2)
- Toilet (Vacuum System)

**Sizes:**

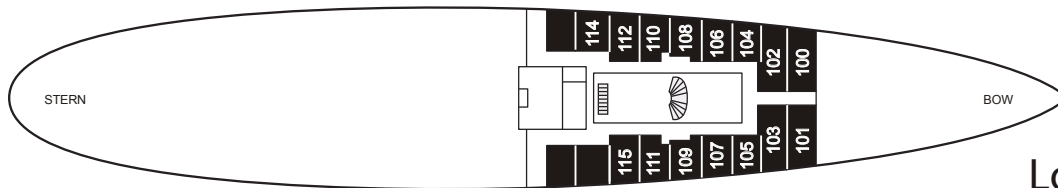

Total:	15,13 m <sup>2</sup> / 162,85 ft <sup>2</sup>
Cabin:	12,68 m <sup>2</sup> / 136,48 ft <sup>2</sup>
Bathroom:	2,45 m <sup>2</sup> / 26,37 ft <sup>2</sup>
Height of Cabin:	2,02 m / 6,63 ft

**PLEASE NOTE:** This drawing is not to scale and is intended as a general indication of the cabin layout. There may be some variation subject to deck and location. Measurements from Wall to Wall. Layout is subject to change by the owner.

M/V Clipper Adventurer

# TWIN (Porthole) Lower Deck

CABIN LAYOUT



Lower Deck

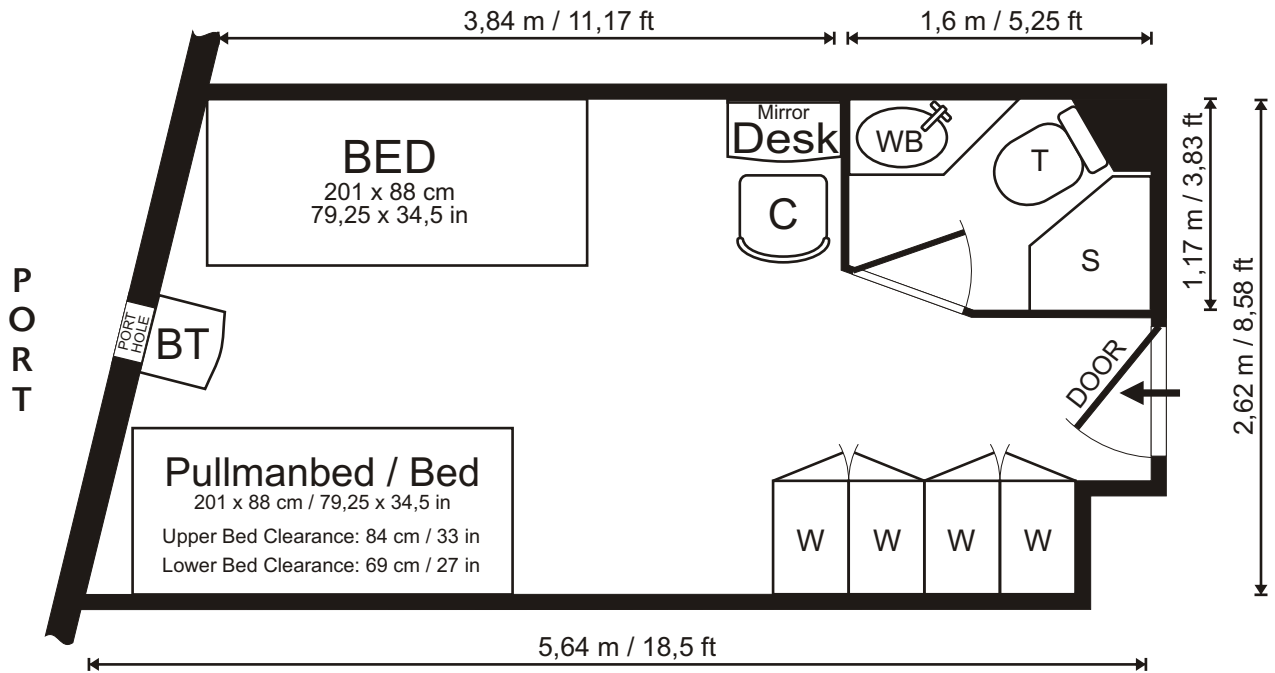
# M/V Clipper Adventurer

## TWIN

### CABIN LAYOUT

Cabin:  
**100**  
Lower Deck

BOW  
↑



### Signs & Symbols

W ..... Wardrobe (Hangers, Shelves)  
BT ..... Bedside Table

C ..... Chair  
S ..... Shower

WB ..... Wash Basin

T ..... Toilet (Vacuum System)

### Cabin:

Air Ventilation / Air Condition  
1 Porthole (30 cm / 12 in)  
Floor: Carpet  
Electrical Outlets: 220 Volt / 50 Hz (European)  
Desk  
Hooks  
4 Wardrobes (with storage drawers)  
2 Lower Beds with Lights  
1 Pullman Bed available  
Mirror with light Suitcase storage underneath the beds

### Bathroom:

Shower  
Washbasin  
Hooks  
Mirror  
Vanity Shelves (2)  
Toilet (Vacuum System)

### Sizes:

Total:	13,94 m <sup>2</sup> /	150,03 ft <sup>2</sup>
Cabin:	12,18 m <sup>2</sup> /	131,09 ft <sup>2</sup>
Bathroom:	1,76 m <sup>2</sup> /	18,94 ft <sup>2</sup>
Height of Cabin:	2,1 m /	6,89 ft

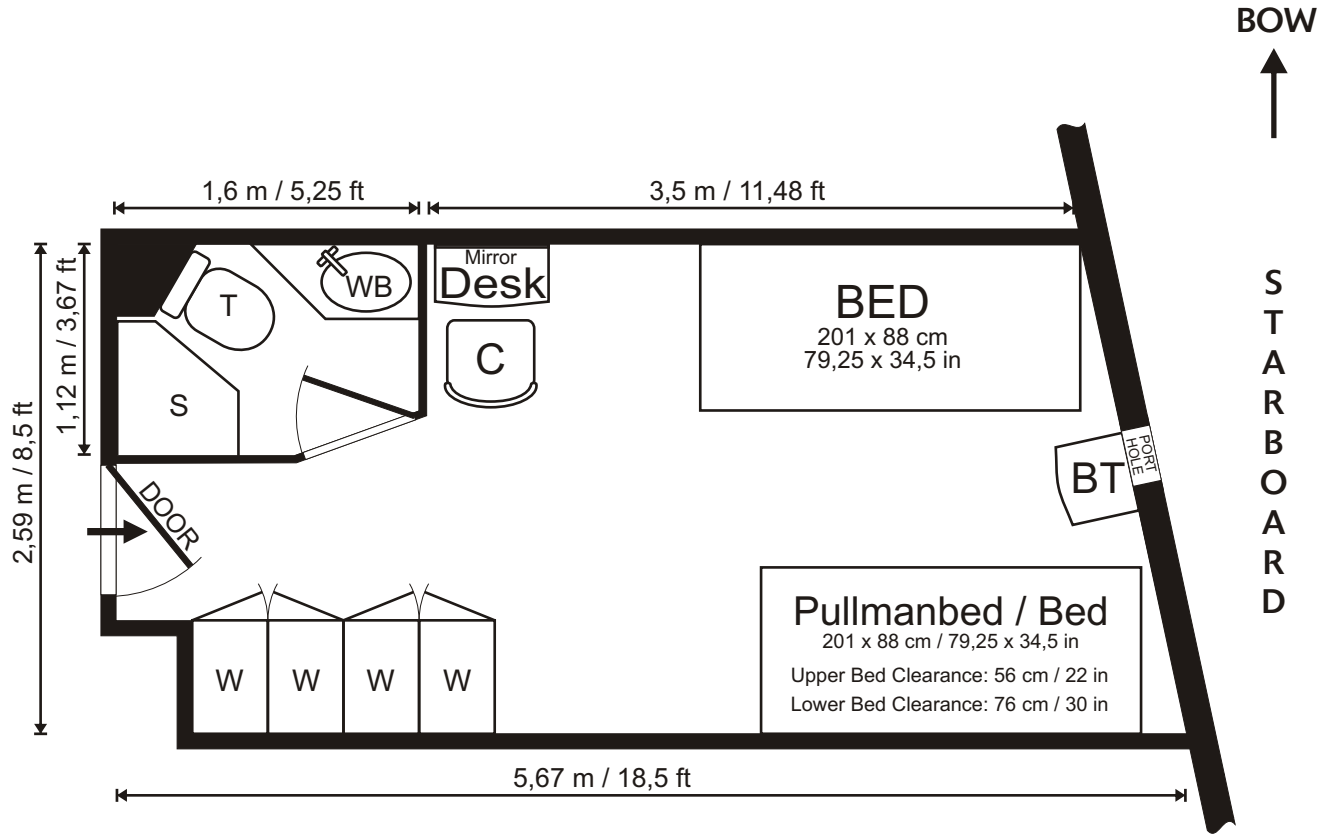
**PLEASE NOTE:** This drawing is not to scale and is intended as a general indication of the cabin layout. There may be some variation subject to deck and location. Measurements from Wall to Wall. Layout is subject to change by the owner.

# M/V Clipper Adventurer

# TWIN

## CABIN LAYOUT

Cabin:  
**101**  
Lower Deck



### Signs & Symbols

W ..... Wardrobe (Hangers, Shelves)	C ..... Chair	WB ..... Wash Basin	T ..... Toilet (Vacuum System)
BT ..... Bedside Table	S ..... Shower		

### Cabin:

Air Ventilation / Air Condition  
 1 Porthole (30 cm / 12 in)  
 Floor: Carpet  
 Electrical Outlets: 220 Volt / 50 Hz (European)  
 Desk  
 Hooks  
 4 Wardrobes (with storage drawers)  
 2 Lower Beds with Lights  
 1 Pullman Bed available  
 Mirror with light Suitcase storage underneath the beds

### Bathroom:

Shower  
 Washbasin  
 Hooks  
 Mirror  
 Vanity Shelves (2)  
 Toilet (Vacuum System)

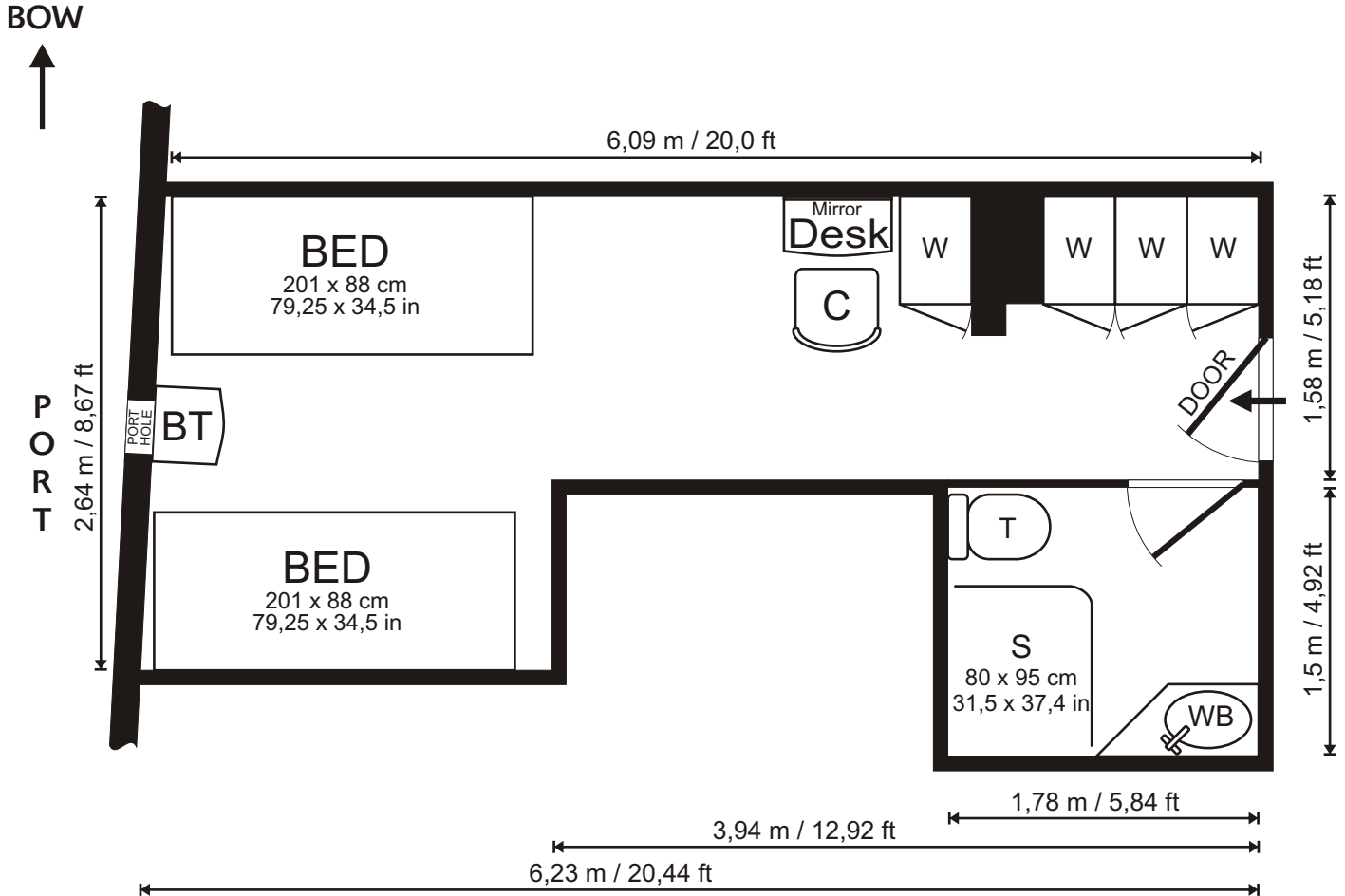
### Sizes:

Total:	13,96 m <sup>2</sup> /	150,27 ft <sup>2</sup>
Cabin:	12,28 m <sup>2</sup> /	132,19 ft <sup>2</sup>
Bathroom:	1,68 m <sup>2</sup> /	18,08 ft <sup>2</sup>
Height of Cabin:	2,1 m /	6,89 ft

**PLEASE NOTE:** This drawing is not to scale and is intended as a general indication of the cabin layout. There may be some variation subject to deck and location. Measurements from Wall to Wall. Layout is subject to change by the owner.

M/V Clipper Adventurer  
**TWIN**  
 CABIN LAYOUT

Cabin:  
**102**  
 Lower Deck



**Signs & Symbols**

<b>W</b> ..... Wardrobe (Hangers, Shelves)	<b>C</b> ..... Chair	<b>WB</b> ..... Wash Basin	<b>T</b> ..... Toilet (Vacuum System)
<b>BT</b> ..... Bedside Table	<b>S</b> ..... Shower		

**Cabin:**

Air Ventilation / Air Condition  
 1 Porthole (30 cm / 12 in)  
 Floor: Carpet  
 Electrical Outlets: 220 Volt / 50 Hz (European)  
 Desk  
 Hooks  
 4 Wardrobes (with storage drawers)  
 2 Lower Beds with Lights  
 Mirror with light Suitcase storage underneath the beds

**Bathroom:**

Shower  
 Washbasin  
 Hooks  
 Mirror  
 Vanity Shelves (2)  
 Toilet (Vacuum System)

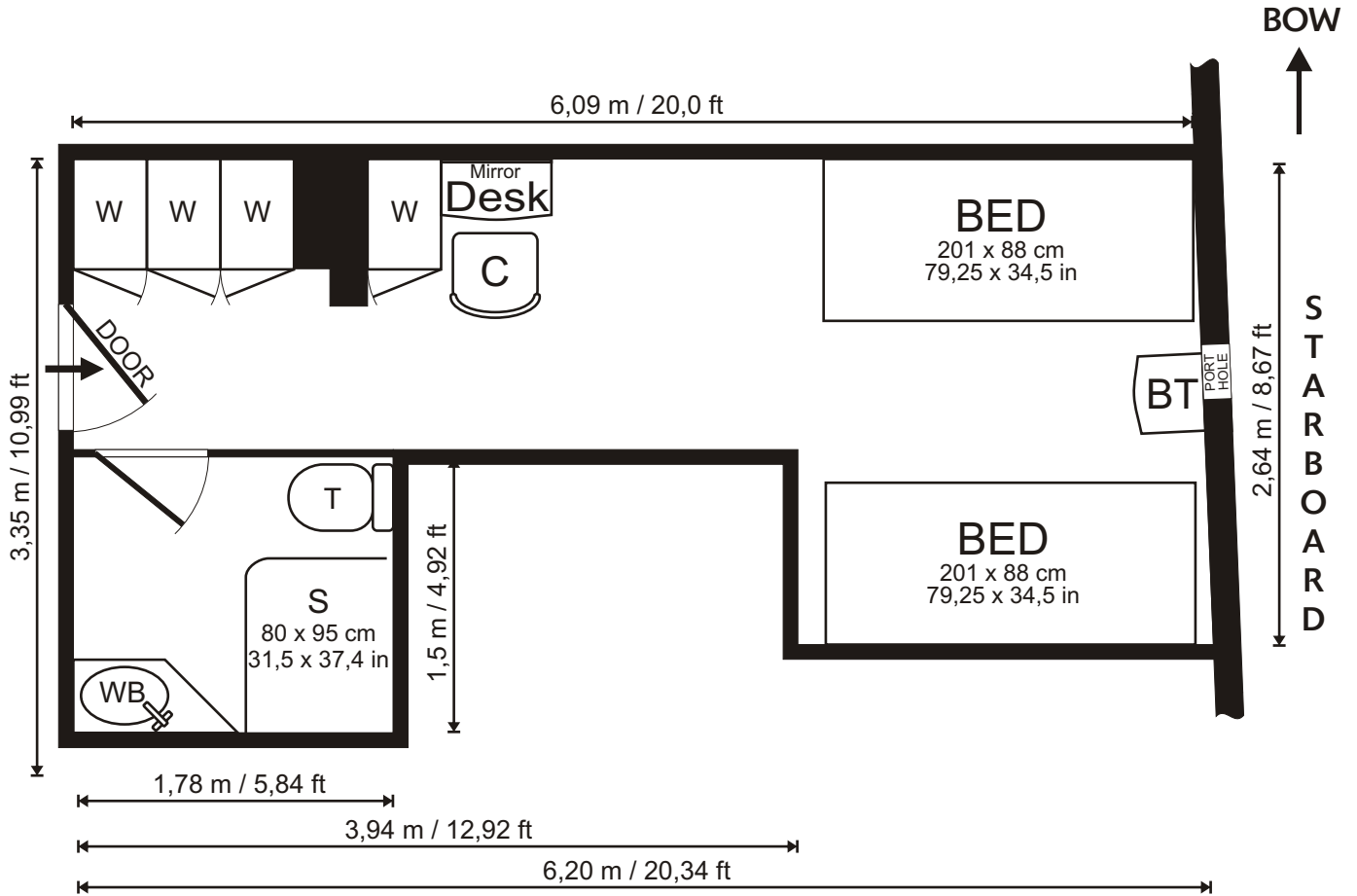
**Sizes:**

Total:	14,76 m <sup>2</sup> / 158,83 ft <sup>2</sup>
Cabin:	12,09 m <sup>2</sup> / 130,09 ft <sup>2</sup>
Bathroom:	2,67 m <sup>2</sup> / 28,74 ft <sup>2</sup>
Height of Cabin:	2,1 m / 6,89 ft

**PLEASE NOTE:** This drawing is not to scale and is intended as a general indication of the cabin layout. There may be some variation subject to deck and location. Measurements from Wall to Wall. Layout is subject to change by the owner.

M/V Clipper Adventurer  
**TWIN**  
 CABIN LAYOUT

Cabin:  
**103**  
 Lower Deck



### Signs & Symbols

W ..... Wardrobe (Hangers, Shelves)	C ..... Chair	WB ..... Wash Basin	T ..... Toilet (Vacuum System)
BT ..... Bedside Table	S ..... Shower		

### Cabin:

Air Ventilation / Air Condition  
 1 Porthole (30 cm / 12 in)  
 Floor: Carpet  
 Electrical Outlets: 220 Volt / 50 Hz (European)  
 Desk  
 Hooks  
 4 Wardrobes (with storage drawers)  
 2 Lower Beds with Lights  
 Mirror with light Suitcase storage underneath the beds

### Bathroom:

Shower  
 Washbasin  
 Hooks  
 Mirror  
 Vanity Shelves (2)  
 Toilet (Vacuum System)

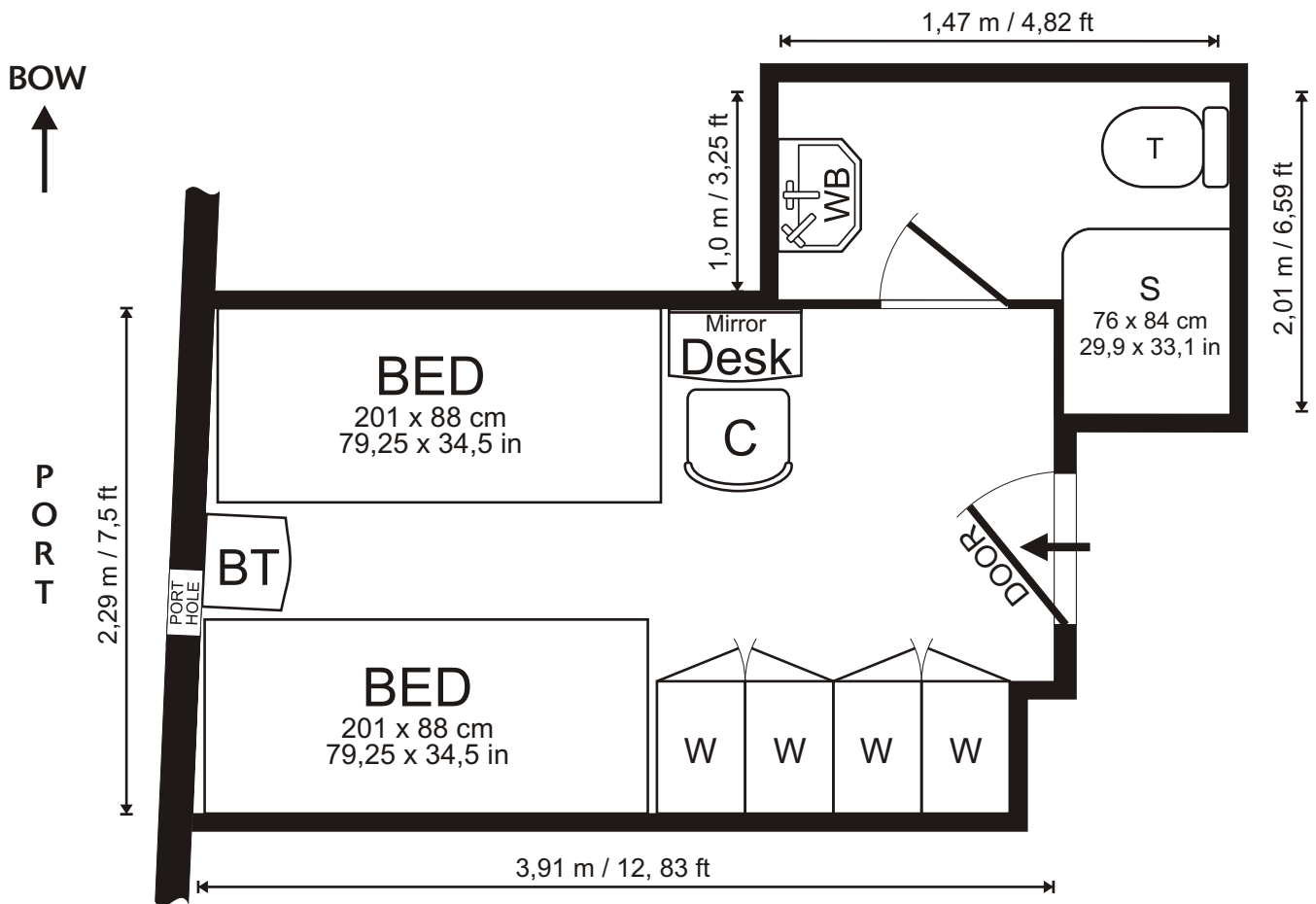
### Sizes:

Total:	14,73 m <sup>2</sup> / 158,55 ft <sup>2</sup>
Cabin:	12,06 m <sup>2</sup> / 129,81 ft <sup>2</sup>
Bathroom:	2,67 m <sup>2</sup> / 28,74 ft <sup>2</sup>
Height of Cabin:	2,1 m / 6,89 ft

**PLEASE NOTE:** This drawing is not to scale and is intended as a general indication of the cabin layout. There may be some variation subject to deck and location. Measurements from Wall to Wall. Layout is subject to change by the owner.

M/V Clipper Adventurer  
**TWIN**  
 CABIN LAYOUT

Cabin:  
**104**  
 Lower Deck



**Signs & Symbols**

W ..... Wardrobe (Hangers, Shelves)	C ..... Chair	WB ..... Wash Basin	T ..... Toilet (Vacuum System)
BT ..... Bedside Table	S ..... Shower		

**Cabin:**

Air Ventilation / Air Condition  
 1 Porthole (30 cm / 12 in)  
 Floor: Carpet  
 Electrical Outlets: 220 Volt / 50 Hz (European)  
 Desk  
 Hooks  
 4 Wardrobes (with storage drawers)  
 2 Lower Beds with Lights  
 Mirror with light Suitcase storage underneath the beds

**Bathroom:**

Shower  
 Washbasin  
 Hooks  
 Mirror  
 Vanity Shelves (2)  
 Toilet (Vacuum System)

**Sizes:**

Total:	11,19 m <sup>2</sup> / 120,49 ft <sup>2</sup>
Cabin:	8,84 m <sup>2</sup> / 95,15 ft <sup>2</sup>
Bathroom:	2,35 m <sup>2</sup> / 25,35 ft <sup>2</sup>
Height of Cabin:	2,1 m / 6,89 ft

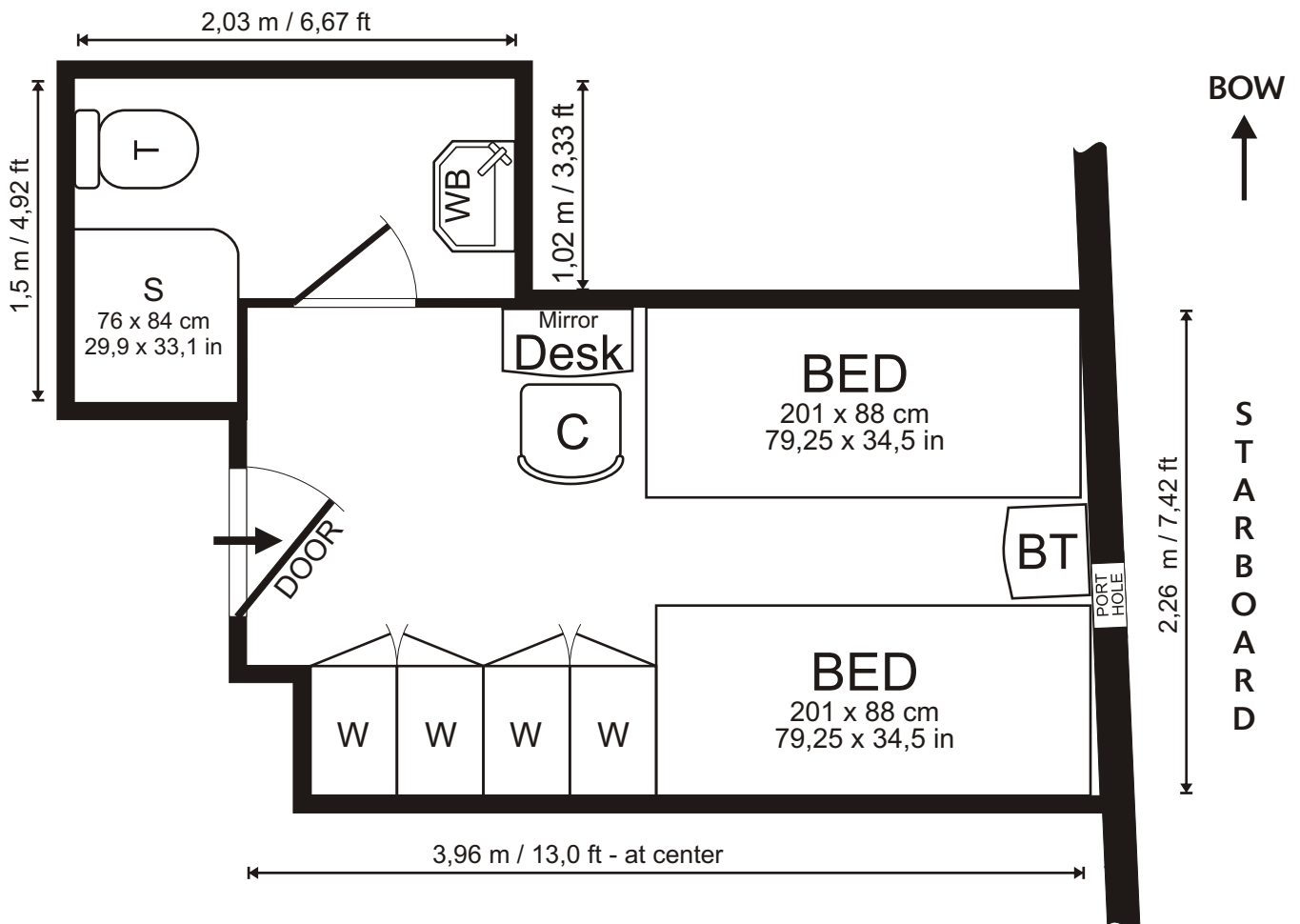
**PLEASE NOTE:** This drawing is not to scale and is intended as a general indication of the cabin layout. There may be some variation subject to deck and location. Measurements from Wall to Wall. Layout is subject to change by the owner.

# M/V Clipper Adventurer

# TWIN

## CABIN LAYOUT

Cabin:  
**105**  
Lower Deck



### Signs & Symbols

W ..... Wardrobe (Hangers, Shelves)	C ..... Chair	WB ..... Wash Basin	T ..... Toilet (Vacuum System)
BT ..... Bedside Table	S ..... Shower		

### Cabin:

Air Ventilation / Air Condition  
1 Porthole (30 cm / 12 in)  
Floor: Carpet  
Electrical Outlets: 220 Volt / 50 Hz (European)  
Desk  
Hooks  
4 Wardrobes (with storage drawers)  
2 Lower Beds with Lights  
Mirror with light Suitcase storage underneath the beds

### Bathroom:

Shower  
Washbasin  
Hooks  
Mirror  
Vanity Shelves (2)  
Toilet (Vacuum System)

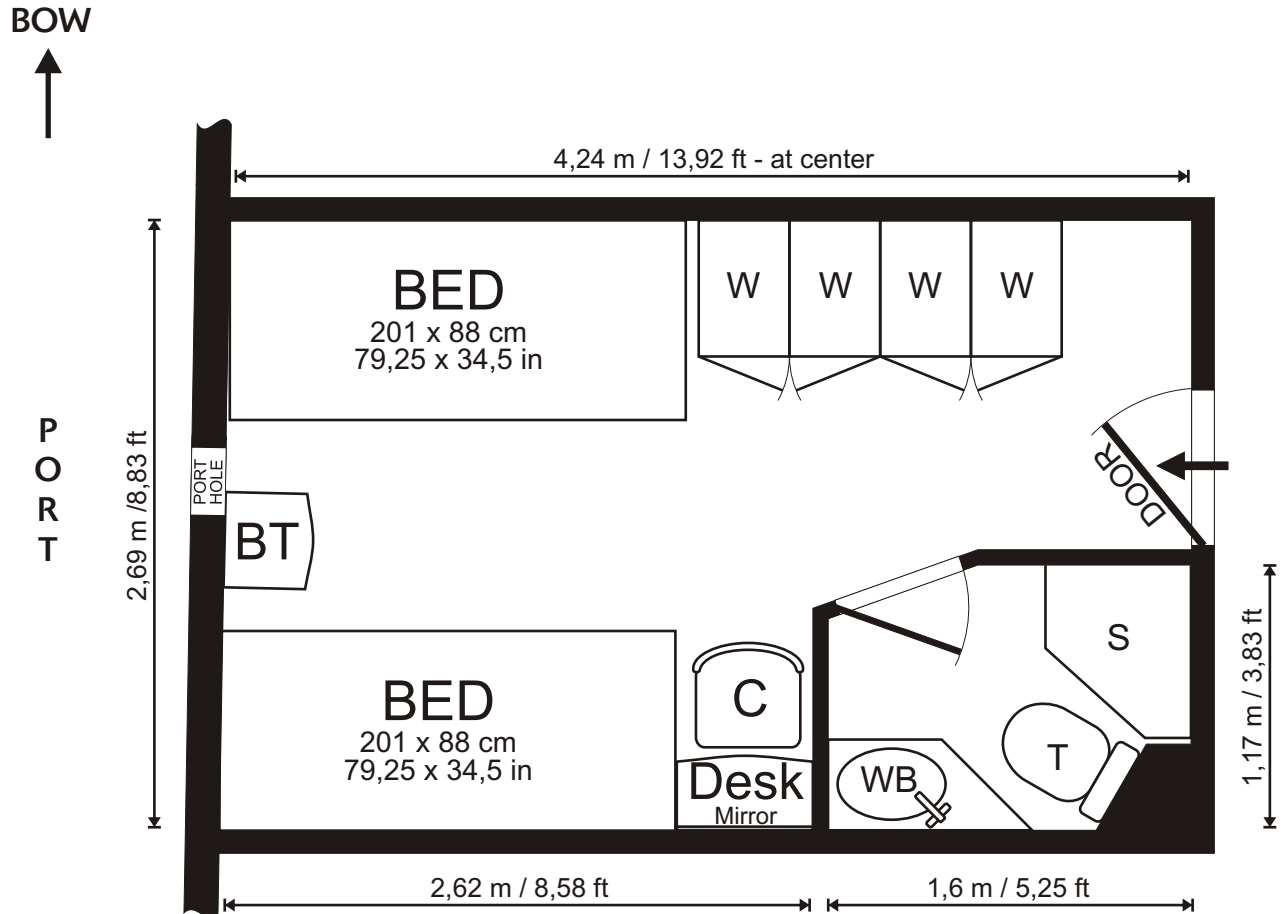
### Sizes:

Total:	11,45 m <sup>2</sup> /	123,21 ft <sup>2</sup>
Cabin:	8,81 m <sup>2</sup> /	94,87 ft <sup>2</sup>
Bathroom:	2,63 m <sup>2</sup> /	28,34 ft <sup>2</sup>
Height of Cabin:	2,1 m /	6,89 ft

**PLEASE NOTE:** This drawing is not to scale and is intended as a general indication of the cabin layout. There may be some variation subject to deck and location. Measurements from Wall to Wall. Layout is subject to change by the owner.

M/V Clipper Adventurer  
**TWIN**  
 CABIN LAYOUT

Cabin:  
**106**  
 Lower Deck



### Signs & Symbols

W ..... Wardrobe (Hangers, Shelves)	C ..... Chair	WB ..... Wash Basin	T ..... Toilet (Vacuum System)
BT ..... Bedside Table	S ..... Shower		

### Cabin:

Air Ventilation / Air Condition  
 1 Porthole (30 cm / 12 in)  
 Floor: Carpet  
 Electrical Outlets: 220 Volt / 50 Hz (European)  
 Desk  
 Hooks  
 4 Wardrobes (with storage drawers)  
 2 Lower Beds with Lights  
 Mirror with light Suitcase storage underneath the beds

### Bathroom:

Shower  
 Washbasin  
 Hooks  
 Mirror  
 Vanity Shelves (2)  
 Toilet (Vacuum System)

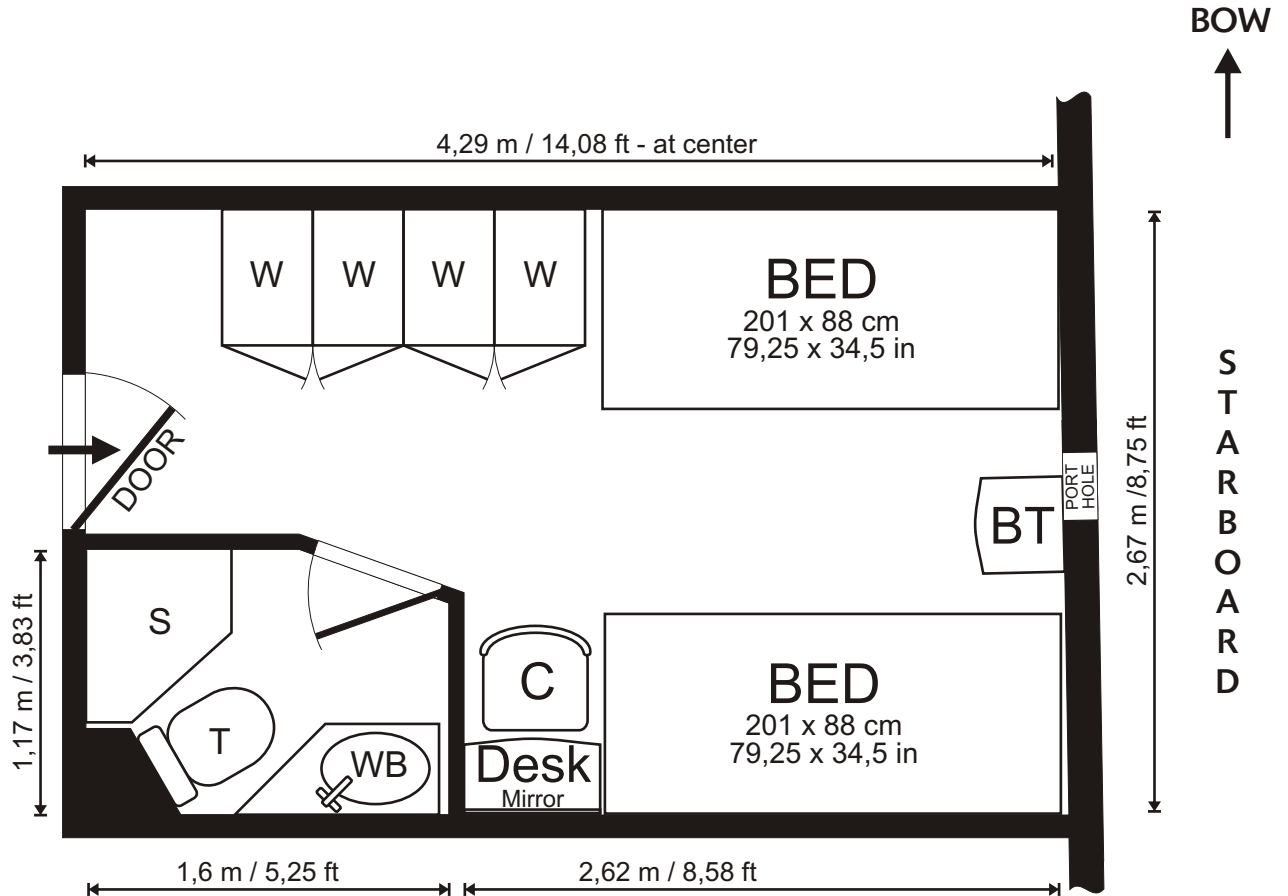
### Sizes:

Total:	11,41 m <sup>2</sup> / 122,77 ft <sup>2</sup>
Cabin:	9,65 m <sup>2</sup> / 103,83 ft <sup>2</sup>
Bathroom:	1,76 m <sup>2</sup> / 18,94 ft <sup>2</sup>
Height of Cabin:	2,1 m / 6,89 ft

**PLEASE NOTE:** This drawing is not to scale and is intended as a general indication of the cabin layout. There may be some variation subject to deck and location. Measurements from Wall to Wall. Layout is subject to change by the owner.

M/V Clipper Adventurer  
**TWIN**  
 CABIN LAYOUT

Cabin:  
**107**  
 Lower Deck



**Signs & Symbols**

W ..... Wardrobe (Hangers, Shelves)	C ..... Chair	WB ..... Wash Basin	T ..... Toilet (Vacuum System)
BT ..... Bedside Table	S ..... Shower		

**Cabin:**

Air Ventilation / Air Condition  
 1 Porthole (30 cm / 12 in)  
 Floor: Carpet  
 Electrical Outlets: 220 Volt / 50 Hz (European)  
 Desk  
 Hooks  
 4 Wardrobes (with storage drawers)  
 2 Lower Beds with Lights  
 Mirror with light Suitcase storage underneath the beds

**Bathroom:**

Shower  
 Washbasin  
 Hooks  
 Mirror  
 Vanity Shelves (2)  
 Toilet (Vacuum System)

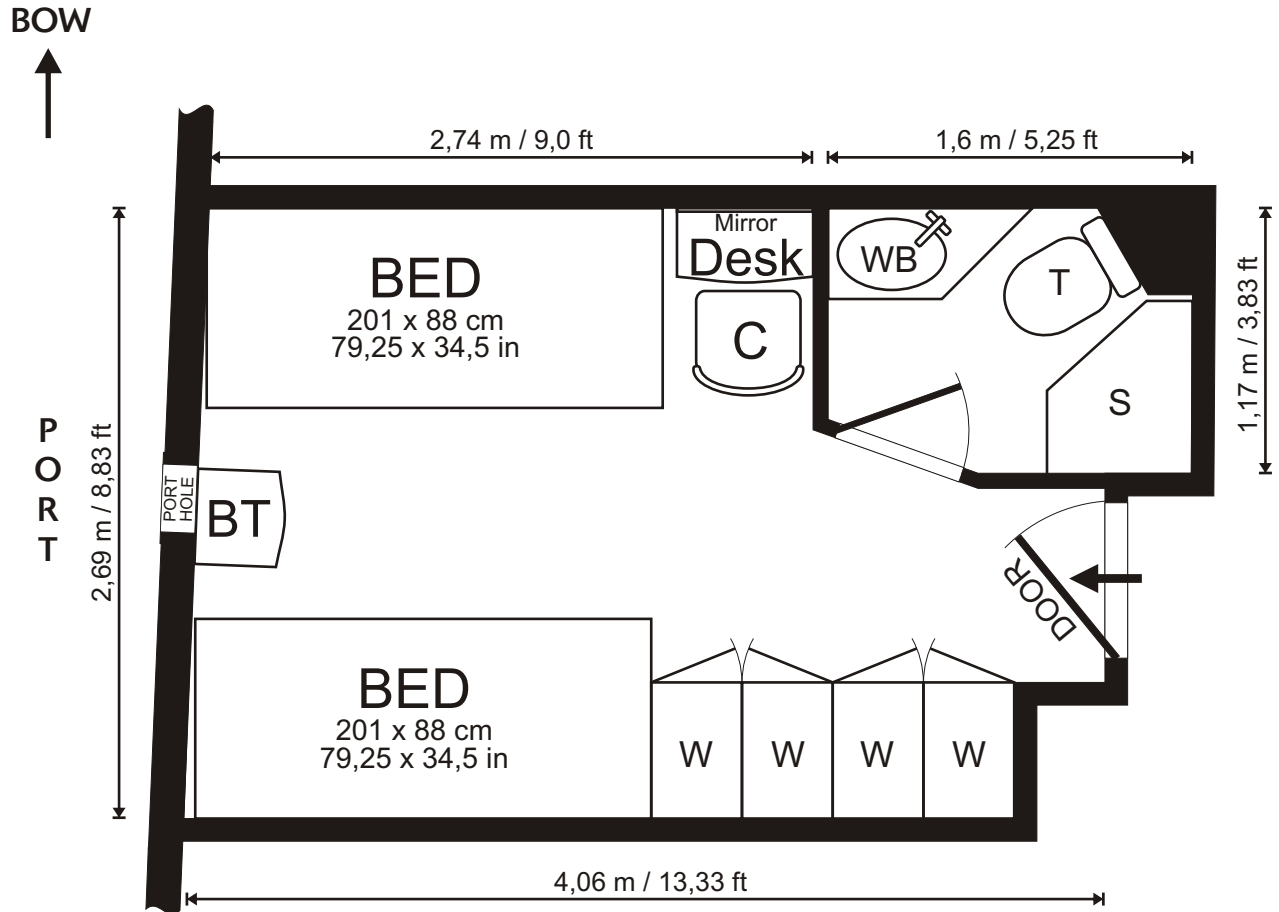
**Sizes:**

Total:	11,45 m <sup>2</sup> / 123,29 ft <sup>2</sup>
Cabin:	9,69 m <sup>2</sup> / 104,35 ft <sup>2</sup>
Bathroom:	1,79 m <sup>2</sup> / 18,94 ft <sup>2</sup>
Height of Cabin:	2,1 m / 6,89 ft

**PLEASE NOTE:** This drawing is not to scale and is intended as a general indication of the cabin layout. There may be some variation subject to deck and location. Measurements from Wall to Wall. Layout is subject to change by the owner.

M/V Clipper Adventurer  
**TWIN**  
 CABIN LAYOUT

Cabin:  
**108**  
 Lower Deck



**Signs & Symbols**

W ..... Wardrobe (Hangers, Shelves)	C ..... Chair	WB ..... Wash Basin	T ..... Toilet (Vacuum System)
BT ..... Bedside Table	S ..... Shower		

**Cabin:**

Air Ventilation / Air Condition  
 1 Porthole (30 cm / 12 in)  
 Floor: Carpet  
 Electrical Outlets: 220 Volt / 50 Hz (European)  
 Desk  
 Hooks  
 4 Wardrobes (with storage drawers)  
 2 Lower Beds with Lights  
 Mirror with light Suitcase storage underneath the beds

**Bathroom:**

Shower  
 Washbasin  
 Hooks  
 Mirror  
 Vanity Shelves (2)  
 Toilet (Vacuum System)

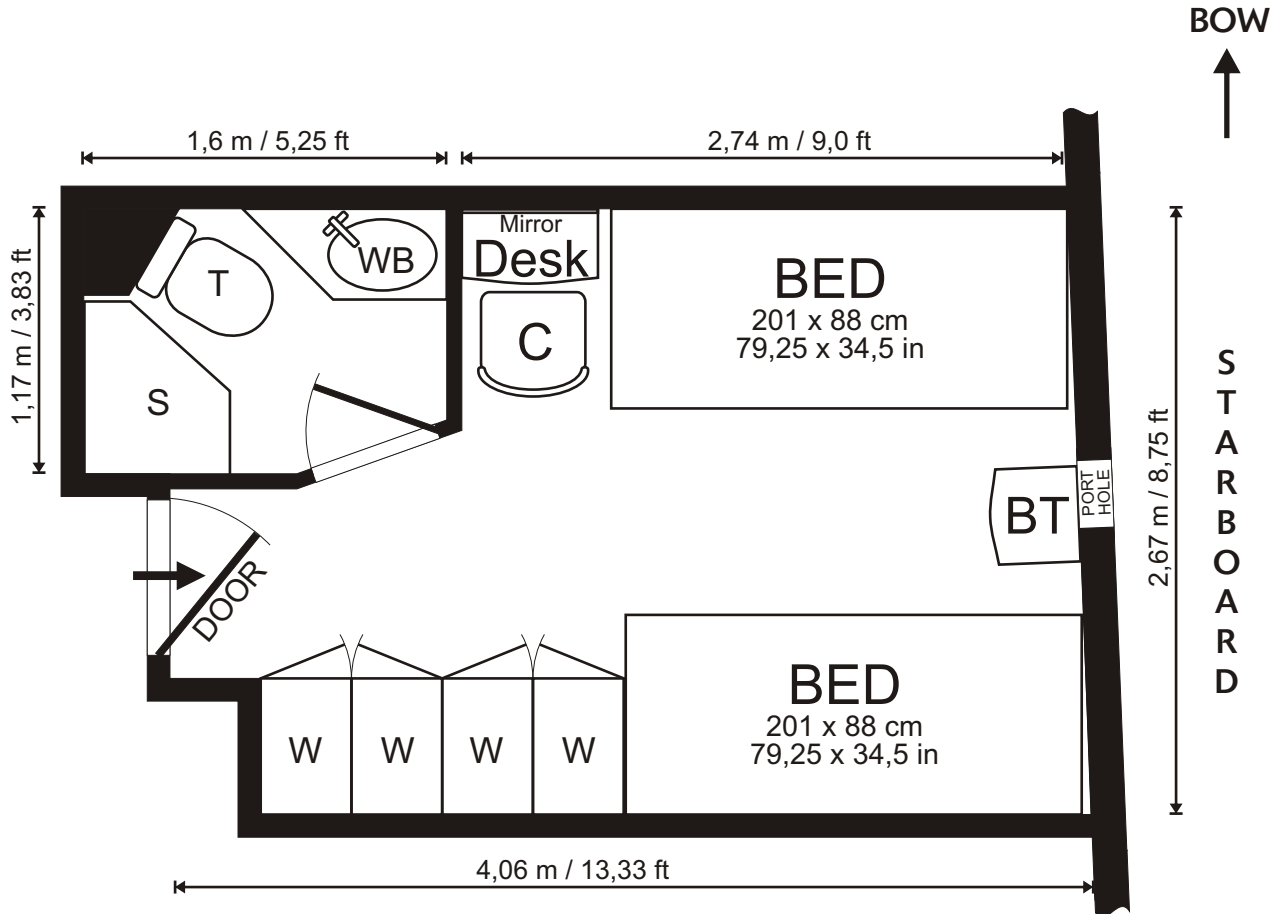
**Sizes:**

Total:	10,99 m <sup>2</sup> /	118,31 ft <sup>2</sup>
Cabin:	9,23 m <sup>2</sup> /	99,37 ft <sup>2</sup>
Bathroom:	1,76 m <sup>2</sup> /	18,94 ft <sup>2</sup>
Height of Cabin:	2,1 m /	6,89 ft

**PLEASE NOTE:** This drawing is not to scale and is intended as a general indication of the cabin layout. There may be some variation subject to deck and location. Measurements from Wall to Wall. Layout is subject to change by the owner.

M/V Clipper Adventurer  
**TWIN**  
 CABIN LAYOUT

Cabin:  
**109**  
 Lower Deck



### Signs & Symbols

W ..... Wardrobe (Hangers, Shelves)	C ..... Chair	WB ..... Wash Basin	T ..... Toilet (Vacuum System)
BT ..... Bedside Table	S ..... Shower		

### Cabin:

Air Ventilation / Air Condition  
 1 Porthole (30 cm / 12 in)  
 Floor: Carpet  
 Electrical Outlets: 220 Volt / 50 Hz (European)  
 Desk  
 Hooks  
 4 Wardrobes (with storage drawers)  
 2 Lower Beds with Lights  
 Mirror with light Suitcase storage underneath the beds

### Bathroom:

Shower  
 Washbasin  
 Hooks  
 Mirror  
 Vanity Shelves (2)  
 Toilet (Vacuum System)

### Sizes:

Total:	10,91 m <sup>2</sup> /	117,45 ft <sup>2</sup>
Cabin:	9,15 m <sup>2</sup> /	98,51 ft <sup>2</sup>
Bathroom:	1,76 m <sup>2</sup> /	18,94 ft <sup>2</sup>
Height of Cabin:	2,1 m /	6,89 ft

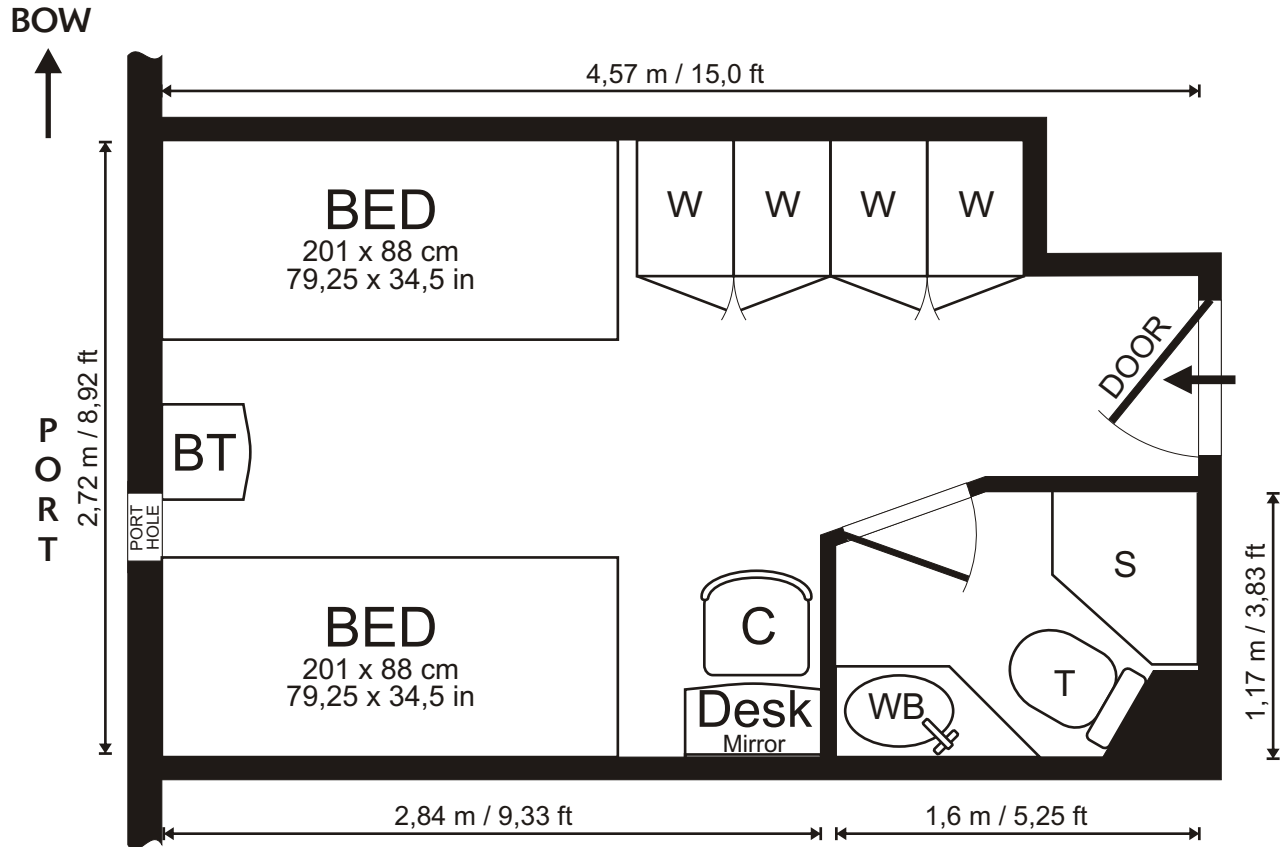
**PLEASE NOTE:** This drawing is not to scale and is intended as a general indication of the cabin layout. There may be some variation subject to deck and location. Measurements from Wall to Wall. Layout is subject to change by the owner.

# M/V Clipper Adventurer

## TWIN

### CABIN LAYOUT

Cabin:  
**110**  
Lower Deck



### Signs & Symbols

W ..... Wardrobe (Hangers, Shelves)	C ..... Chair	WB ..... Wash Basin	T ..... Toilet (Vacuum System)
BT ..... Bedside Table	S ..... Shower		

### Cabin:

Air Ventilation / Air Condition  
 1 Porthole (30 cm / 12 in)  
 Floor: Carpet  
 Electrical Outlets: 220 Volt / 50 Hz (European)  
 Desk  
 Hooks  
 4 Wardrobes (with storage drawers)  
 2 Lower Beds with Lights  
 Mirror with light Suitcase storage underneath the beds

### Bathroom:

Shower  
 Washbasin  
 Hooks  
 Mirror  
 Vanity Shelves (2)  
 Toilet (Vacuum System)

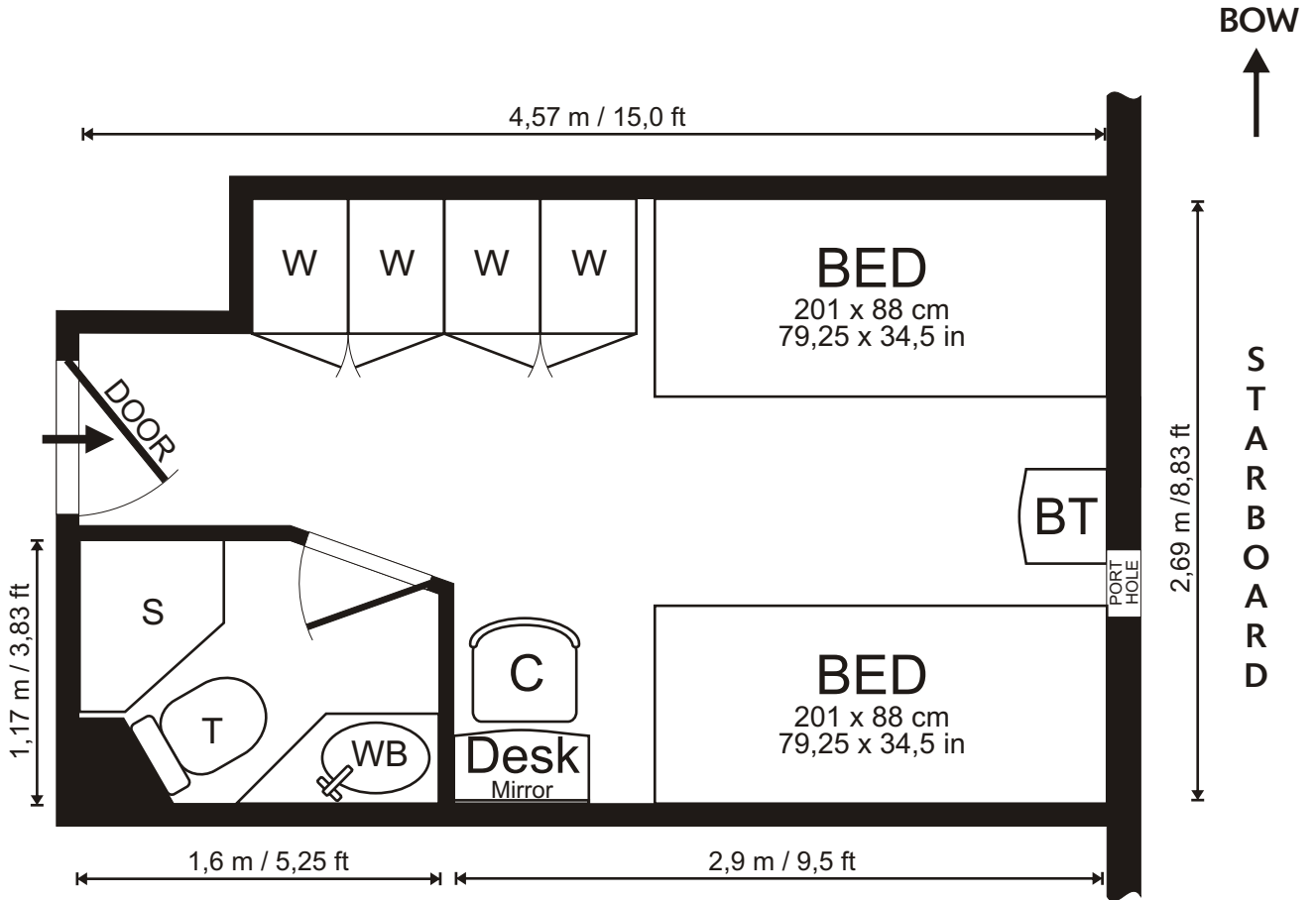
### Sizes:

Total:	11,88 m <sup>2</sup> /	127,92 ft <sup>2</sup>
Cabin:	10,12 m <sup>2</sup> /	109,05 ft <sup>2</sup>
Bathroom:	1,76 m <sup>2</sup> /	18,87 ft <sup>2</sup>
Height of Cabin:	2,1 m /	6,89 ft

**PLEASE NOTE:** This drawing is not to scale and is intended as a general indication of the cabin layout. There may be some variation subject to deck and location. Measurements from Wall to Wall. Layout is subject to change by the owner.

M/V Clipper Adventurer  
**TWIN**  
 CABIN LAYOUT

Cabin:  
**111**  
 Lower Deck



**Signs & Symbols**

W ..... Wardrobe (Hangers, Shelves)	C ..... Chair	WB ..... Wash Basin	T ..... Toilet (Vacuum System)
BT ..... Bedside Table	S ..... Shower		

**Cabin:**

Air Ventilation / Air Condition  
 1 Porthole (30 cm / 12 in)  
 Floor: Carpet  
 Electrical Outlets: 220 Volt / 50 Hz (European)  
 Desk  
 Hooks  
 4 Wardrobes (with storage drawers)  
 2 Lower Beds with Lights  
 Mirror with light Suitcase storage underneath the beds

**Bathroom:**

Shower  
 Washbasin  
 Hooks  
 Mirror  
 Vanity Shelves (2)  
 Toilet (Vacuum System)

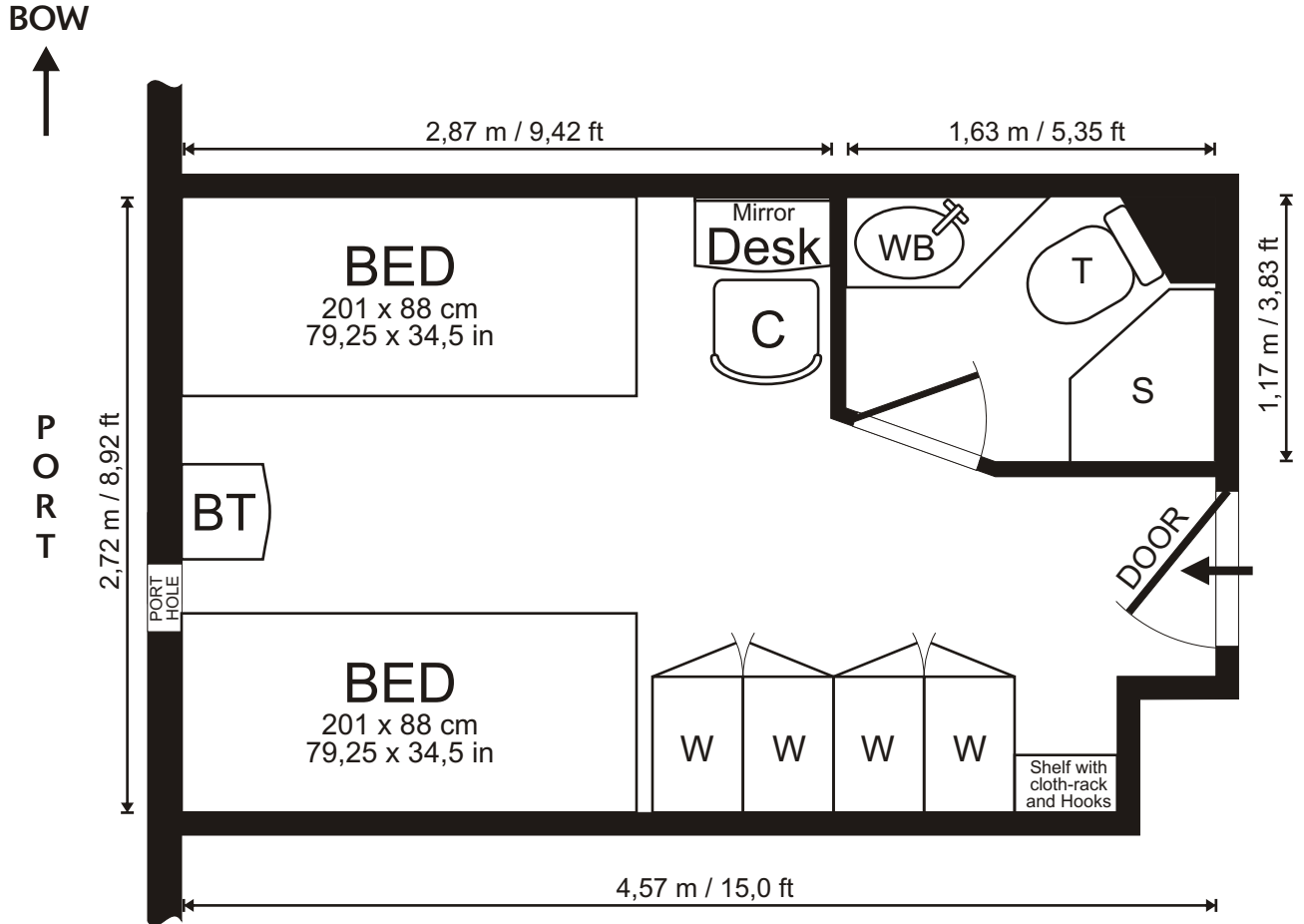
**Sizes:**

Total:	11,74 m <sup>2</sup> /	126,32 ft <sup>2</sup>
Cabin:	9,98 m <sup>2</sup> /	107,38 ft <sup>2</sup>
Bathroom:	1,76 m <sup>2</sup> /	18,94 ft <sup>2</sup>
Height of Cabin:	2,1 m /	6,89 ft

**PLEASE NOTE:** This drawing is not to scale and is intended as a general indication of the cabin layout. There may be some variation subject to deck and location. Measurements from Wall to Wall. Layout is subject to change by the owner.

M/V Clipper Adventurer  
**TWIN**  
 CABIN LAYOUT

Cabin:  
**112**  
 Lower Deck



**Signs & Symbols**

W ..... Wardrobe (Hangers, Shelves)	C ..... Chair	WB ..... Wash Basin	T ..... Toilet (Vacuum System)
BT ..... Bedside Table	S ..... Shower		

**Cabin:**

Air Ventilation / Air Condition  
 1 Porthole (30 cm / 12 in)  
 Floor: Carpet  
 Electrical Outlets: 220 Volt / 50 Hz (European)  
 Desk  
 Hooks  
 4 Wardrobes (with storage drawers)  
 2 Lower Beds with Lights  
 Mirror with light Suitcase storage underneath the beds

**Bathroom:**

Shower  
 Washbasin  
 Hooks  
 Mirror  
 Vanity Shelves (2)  
 Toilet (Vacuum System)

**Sizes:**

Total:	12,25 m <sup>2</sup> /	131,86 ft <sup>2</sup>
Cabin:	10,46 m <sup>2</sup> /	112,55 ft <sup>2</sup>
Bathroom:	1,79 m <sup>2</sup> /	19,32 ft <sup>2</sup>
Height of Cabin:	2,1 m /	6,89 ft

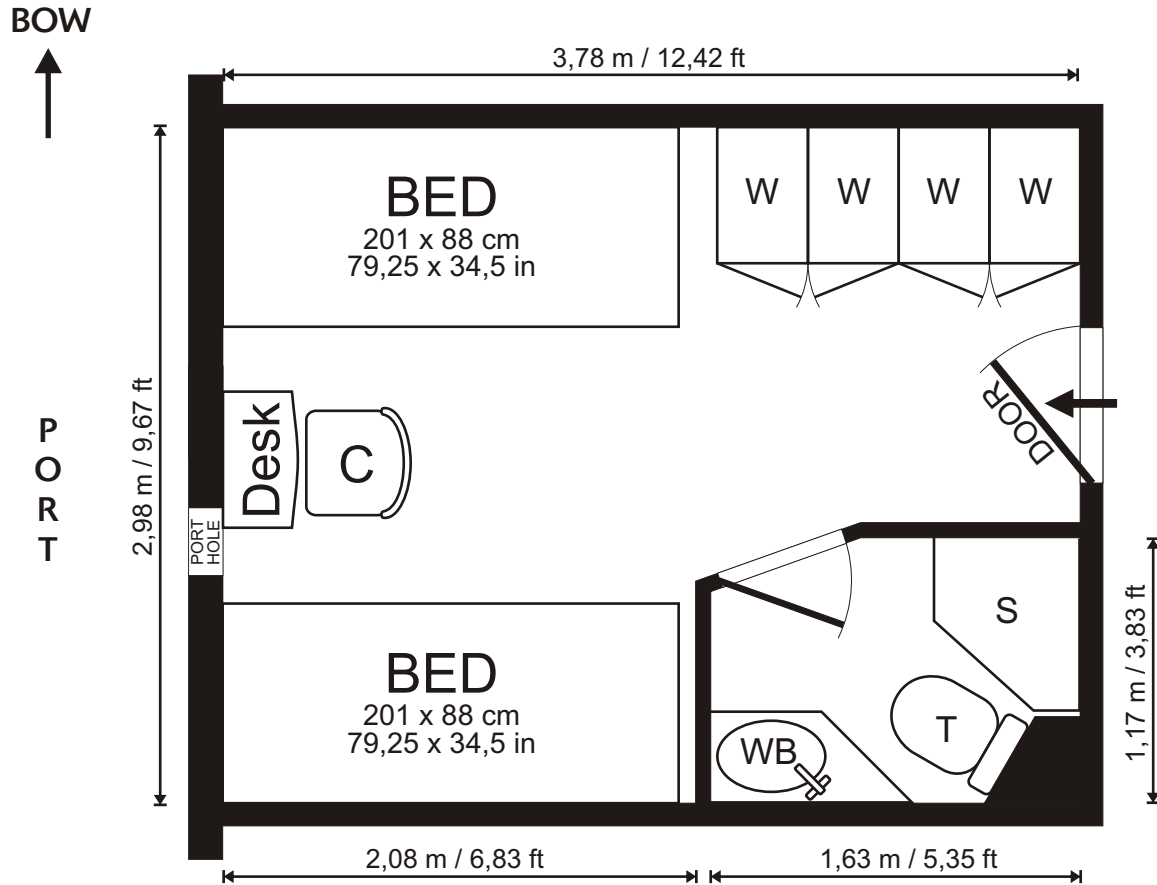
**PLEASE NOTE:** This drawing is not to scale and is intended as a general indication of the cabin layout. There may be some variation subject to deck and location. Measurements from Wall to Wall. Layout is subject to change by the owner.

# M/V Clipper Adventurer

## TWIN

### CABIN LAYOUT

Cabin:  
**114**  
Lower Deck



### Signs & Symbols

W ..... Wardrobe (Hangers, Shelves)  
BT ..... Bedside Table

C ..... Chair  
S ..... Shower

WB ..... Wash Basin

T ..... Toilet (Vacuum System)

### Cabin:

Air Ventilation / Air Condition  
1 Porthole (30 cm / 12 in)  
Floor: Carpet  
Electrical Outlets: 220 Volt / 50 Hz (European)  
Desk  
Hooks  
4 Wardrobes (with storage drawers)  
2 Lower Beds with Lights  
Light Suitcase storage underneath the beds

### Bathroom:

Shower  
Washbasin  
Hooks  
Mirror  
Vanity Shelves (2)  
Toilet (Vacuum System)

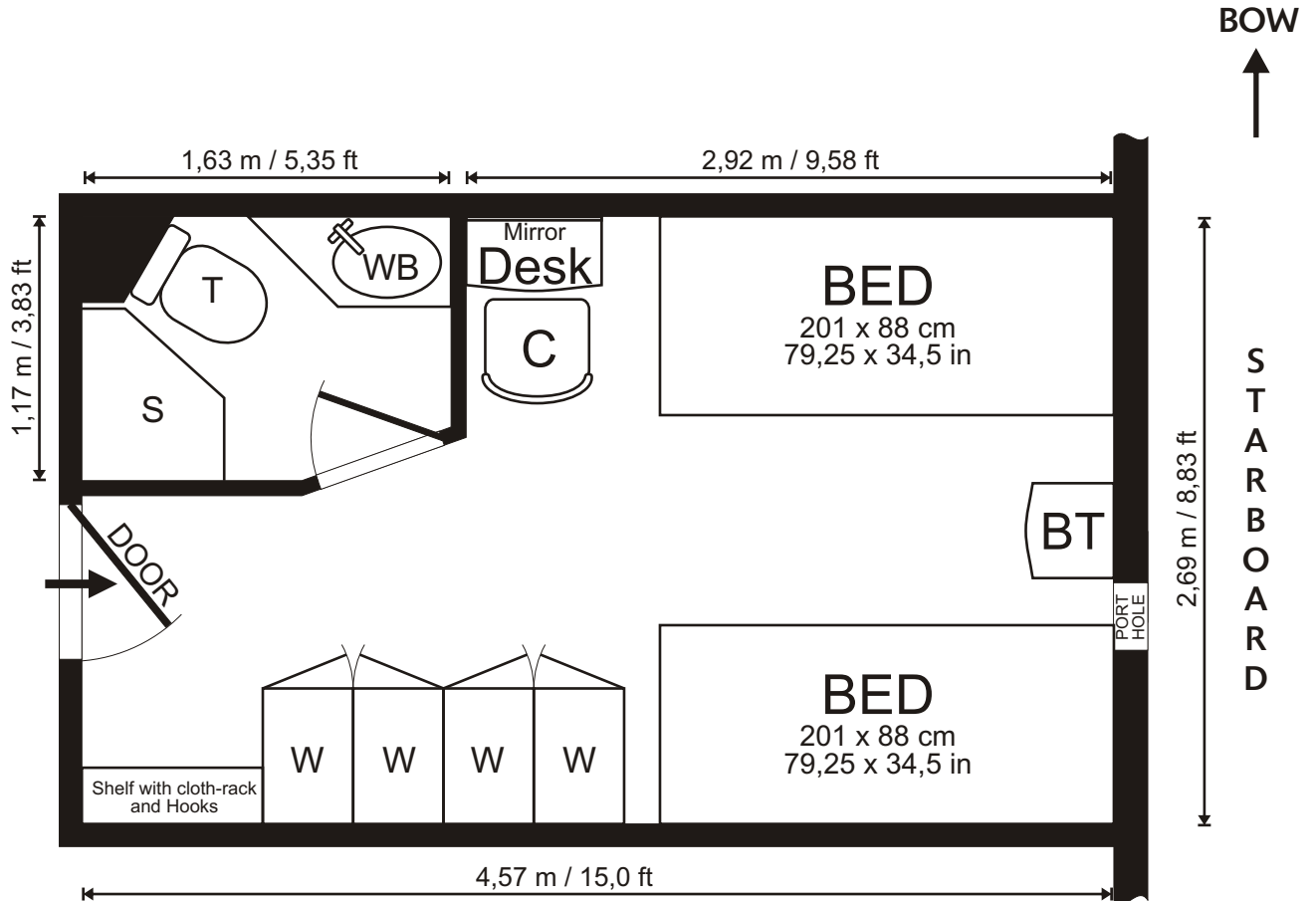
### Sizes:

Total:	11,26 m <sup>2</sup> /	121,25 ft <sup>2</sup>
Cabin:	9,47 m <sup>2</sup> /	101,93 ft <sup>2</sup>
Bathroom:	1,79 m <sup>2</sup> /	19,32 ft <sup>2</sup>
Height of Cabin:	2,1 m /	6,89 ft

**PLEASE NOTE:** This drawing is not to scale and is intended as a general indication of the cabin layout. There may be some variation subject to deck and location. Measurements from Wall to Wall. Layout is subject to change by the owner.

M/V Clipper Adventurer  
**TWIN**  
 CABIN LAYOUT

Cabin:  
**115**  
 Lower Deck



### Signs & Symbols

W ..... Wardrobe (Hangers, Shelves)	C ..... Chair	WB ..... Wash Basin	T ..... Toilet (Vacuum System)
BT ..... Bedside Table	S ..... Shower		

### Cabin:

Air Ventilation / Air Condition  
 1 Porthole (30 cm / 12 in)  
 Floor: Carpet  
 Electrical Outlets: 220 Volt / 50 Hz (European)  
 Desk  
 Hooks  
 4 Wardrobes (with storage drawers)  
 2 Lower Beds with Lights  
 Mirror with light Suitcase storage underneath the beds

### Bathroom:

Shower  
 Washbasin  
 Hooks  
 Mirror  
 Vanity Shelves (2)  
 Toilet (Vacuum System)

### Sizes:

Total:	12,11 m <sup>2</sup> /	130,39 ft <sup>2</sup>
Cabin:	10,32 m <sup>2</sup> /	111,17 ft <sup>2</sup>
Bathroom:	1,79 m <sup>2</sup> /	19,32 ft <sup>2</sup>
Height of Cabin:	2,1 m /	6,89 ft

**PLEASE NOTE:** This drawing is not to scale and is intended as a general indication of the cabin layout. There may be some variation subject to deck and location. Measurements from Wall to Wall. Layout is subject to change by the owner.